



2011-12 ULM MEN'S BASKETBALL

ULM MEDIA RELATIONS • JEREMY STEVENS • MEN'S BASKETBALL CONTACT

318-547-5134 • JSTEVENS@ULM.EDU • ULMWARHAWKS.COM

ULM SCHEDULE/RESULTS

Overall:	2-26	Sun Belt:	1-14
Home:	0-13	Home:	0-8
Away:	2-13	Away:	1-6
Neutral:	0-0	Neutral:	0-0

EXHIBITION

Date	Opponent	Time/Result
Nov. 1	LUBBOCK CHRISTIAN (EXH.)	W, 67-63
Nov. 7	PHILANDER SMITH (EXH.)	W, 82-69

REGULAR SEASON

Date	Opponent	Time/Result
Nov. 11	at Ole Miss	L, 38-60
Nov. 14	INDIANA STATE	L, 59-71
Nov. 16	at Tennessee	L, 62-85
Nov. 19	at Southeastern Louisiana	L, 60-63
Nov. 21	at No. 25 Mississippi State	L, 63-78
Nov. 26	HARDING	L, 68-71
Nov. 28	at Nicholls State	W, 86-65

Dec. 3	LOUISIANA TECH	L, 71-73
Dec. 10	at No. 22 Texas A&M	L, 54-67
Dec. 12	NICHOLLS STATE	L, 70-82
Dec. 15	NORTHWESTERN STATE	L, 63-76
Dec. 19	at No. 21 UNLV	L, 63-81
Dec. 21	at Indiana State	L, 35-50
Dec. 29	WESTERN KENTUCKY*	L, 71-76 OT
Dec. 31	ARKANSAS STATE*	L, 63-65

Jan. 5	at Florida Atlantic*	L, 30-58
Jan. 7	at FIU*	W, 54-50
Jan. 12	UALR*	L, 51-72
Jan. 14	NORTH TEXAS*	L, 55-68
Jan. 19	DENVER*	L, 48-63
Jan. 21	at Troy*	L, 63-91
Jan. 28	UL-LAFAYETTE*	L, 60-67

Feb. 2	at Arkansas State* (SBN)	L, 64-72
Feb. 4	at UALR*	L, 66-70
Feb. 11	SOUTH ALABAMA*	L, 86-88
Feb. 16	at North Texas*	L, 51-86
Feb. 18	at Denver*	L, 57-76
Feb. 23	MIDDLE TENNESSEE*	L, 61-94
Feb. 25	at UL-Lafayette*	7:15 p.m.

All time Central

BOLD CAPS denotes home games

*denotes Sun Belt Conference games

ULM NAME USAGE

We are ULM. Please note that there are only two correct versions of our institution's name, the preferred acronym ULM and the full name, the University of Louisiana at Monroe. Any other reference, including Louisiana-Monroe, UL-Monroe, La.-Monroe, LAM, or simply Monroe, is incorrect. Additionally, all women's athletic teams are known simply as Warhawks -- not Lady Warhawks or Lady Hawks.



ULM WARHAWKS (2-26, 1-14 SUN BELT) vs. UL-LAFAYETTE RAGIN' CAJUNS (16-13, 10-5 SUN BELT)

Date	Saturday, Feb. 25, 2012
Tipoff	7:15 p.m. (CT)
Location	Cajundome (Lafayette, La.)
Series History	ULL leads 42-21
Last Meeting	L, 60-67 (Jan. 28, 2012)
Radio	105.3 FM, Nick White (pbp)
Live Stats	ulmwarhawks.com

WARHAWK QUICK HITS

- ULM is in its 61st season of basketball. The Warhawks have won 10 regular season conference championships, eight conference tournament championships and have made seven NCAA Tournament appearances.
- The Warhawks have led or been tied in the second half with three teams from power six conferences this season, including against a pair of ranked opponents (Texas A&M and Mississippi State).
- Saturday marks the final game for the Warhawks in 2011-12. ULM will not participate in the Sun Belt Tournament due to NCAA APR sanctions.
- ULM is one of the top 3-point shooting teams in the Sun Belt and enters the final weekend ranked fourth in the conference in 3-point percentage (.362) and fourth in 3-point makes per game (6.5). Freshman Trent Mackey ranks fifth individually in the conference in 3-point percentage (.442) while sophomore Charles Winborne ranks sixth (.433).
- Senior guard Fred Brown leads the Warhawks and ranks ninth in the Sun Belt in scoring with 12.6 points per game. The West Palm Beach, Fla. native enters his final collegiate game with 1,131 career points (includes two seasons at Kansas State).
- Sophomore guard Marcellis Hansberry has been one of the most consistent players for the Warhawks over the last six games. Hansberry has averaged 12.5 points per game during that stretch and has notched double figures in scoring four times.

ULM PROBABLE STARTERS

NO.	NAME	POS.	HT.	WT.	YR.	HOMETOWN	PPG	RPG	APG
5	Christian Bibi Ndongo	F	6-8	195	Sr.	Yaounde, Cameroon	3.2	3.4	0.5
35	Trey Lindsey	F	6-6	205	Fr.	Austin, Texas	2.8	2.0	1.4
11	Charles Winborne	G	6-1	185	So.	Shreveport, La.	10.9	2.1	1.6
24	Hugh Mingo	G	6-3	175	Sr.	West Monroe, La.	8.2	4.6	1.2
55	Fred Brown	G	6-2	190	Sr.	West Palm Beach, Fla.	12.6	2.6	2.2

ULM OFF THE BENCH

NO.	NAME	POS.	HT.	WT.	YR.	HOMETOWN	PPG	RPG	APG
3	Marcellis Hansberry	G	6-0	180	So.	Jackson, Miss.	5.8	2.3	1.6
4	R.J. McCray	G	6-2	180	So.	Arlington, Texas	3.1	1.9	1.2
10	Trent Mackey	G	6-3	180	Fr.	Tampa, Fla.	6.0	1.5	1.2
15	Steven McClellan	C	6-7	250	So.	Fresno, Calif.	7.6	6.3	0.7
41	Fabio Ribeiro	C	6-10	250	Sr.	Caetnopolis, Brazil	3.4	3.6	0.2

UL-LAFAYETTE PROBABLE STARTERS

NO.	NAME	POS.	HT.	WT.	YR.	HOMETOWN	PPG	RPG	APG
21	Darshawn McClellan	F	6-7	240	Sr.	Fresno, Calif.	9.5	5.6	1.6
23	Kadeem Coleby	F	6-9	250	Jr.	Nassau, Bahamas	9.9	5.0	0.9
0	Bryant Mbamalu	G	6-2	185	So.	Houston, Texas	7.4	3.1	1.1
1	Josh Brown	G	6-4	200	Sr.	Ruston, La.	10.3	6.5	0.8
22	Raymone Andrews	G	6-2	180	Jr.	Hammond, La.	6.4	2.0	2.3



ULM QUICK FACTS

UNIVERSITY INFORMATION

Name	ULM (University of Louisiana at Monroe)
Location	Monroe, La. (Ouachita Parish)
Founded	1931
Enrollment	8,858
Nickname/Mascot	Warhawks/Ace
Colors	Maroon & Gold
Conference	Sun Belt
Affiliation	NCAA Division I
President	Dr. Nick Bruno
Director of Athletics	Bobby Staub

HOME COURT INFORMATION

Facility	Fant-Ewing Coliseum
Capacity	7,000
Opened	1971
Playing Surface	Maple
All-Time Record	381-154
Championship Tournaments Hosted	10
Press Row Phone	(318) 342-6920

PROGRAM INFORMATION

First Season	1951-52
Total Seasons	60
All-Time Record	895-774
All-Time Conference Record	384-330
Gulf States (18 seasons)	100-98
Atlantic Sun (4 seasons)	23-11
Southland (24 seasons)	231-149
Sun Belt (5 seasons)	30-73
Winning Seasons	38
Last	2006-07 (18-14)
20-Plus Win Seasons	10
Last	2001-02 (20-12)
Regular Season Conference Championships	10
.. (1962, 1965, 1980, 1986, 1990, 1991, 1993, 1994, 1996, 1997)	
Conference Tournament Titles	8
..... (1979, 1982, 1986, 1990, 1991, 1992, 1993, 1996)	
NCAA Tournament Appearances	7
Last	1996 (Wake Forest: L, 50-62)
NIT Appearances	2
Last	1988 (Arkansas State: L, 59-70)

2010-11 SEASON RECAP

Overall Record	7-24
Home	4-9
Away	2-13
Neutral	1-2
SBC Record	2-14 (6th West)
Home	0-8
Away	2-6
SBC Tournament Record	0-1
Starters R/L	3/2
Letterwinners R/L	8/4
Newcomers (HS/TR)	5 (4/1)
Returning Scoring62 percent
Returning Rebounding58 percent

BASKETBALL STAFF

Head Coach	Keith Richard
Alma Mater	ULM, 1982
Record at ULM	7-24 (1 season)
Career Record	157-141 (10 seasons)
Assistant Coach	Cord Wright (Limestone, 2002)
Assistant Coach	Brandon Roberts (ULM, 2009)
Athletic Trainer	Jeremy Teblum (Florida State, 2009)
Strength & Conditioning	Joe Girardi (Miami, Fla., 2009)
Video Coordinator	Matt Braunscheidel (St. Bonaventure, 2006)
Academic Counselor	Elizabeth Holbert (Ole Miss, 2008)

GAME BASICS

ULM (2-26, 1-14 SBC) closes out its season Saturday with a road contest against rival UL-Lafayette (16-13, 10-5 SBC). The game is set to tip off at 7:15 p.m. inside the Cajundome. The game can be heard on 105.3 FM in Monroe or online at ulmwarhawks.com, with Nick White calling the action. Live stats are available by visiting ulmwarhawks.com.

UPDATING THE WARHAWKS

- ULM had its senior night spoiled with a 94-61 loss to Middle Tennessee Thursday evening in Fant-Ewing Coliseum.
- Senior guards Fred Brown and Hugh Mingo led the Warhawks in their final home game as a Warhawk. Brown scored 13 points and dished out two assists while Mingo finished with 12 point. The two combined to go 8 of 14 from the field.
- Brown leads the team and ranks ninth in the Sun Belt in scoring with 12.6 points per game. Brown also ranks fourth in the conference in free-throw percentage (.824). He enters his final collegiate game with 1,131 career points (includes two seasons at Kansas State).

- Sophomore guard Charles Winborne added 10 points, two assists and a steal against Middle Tennessee. Winborne made 3 of 8 shots from the field, including 2 of 5 from 3-point range. Winborne ranks sixth in the Sun Belt in 3-point percentage (.433) and seventh in 3-point makes per game (2.0).
- Freshman guard Trent Mackey has also proven to be one of the best 3-point shooters in the Sun Belt as he ranks fifth in the conference with a .442 clip. Mackey ranks third on the team with 42 3-point makes this season. Mackey and Winborne are both on pace to finish in the top 10 in school history for 3-point percentage in a season.
- Sophomore guard Marcelis Hansberry has been one of the Warhawks' most consistent players in the month of February as he has scored in double figures in four of ULM last six games. Hansberry ranks second on the team in scoring with 12.5 points per game during that stretch.
- ULM ranks 10th in the conference in field-goal percentage (.405), fourth in 3-point percentage (.363) and 10th in free-throw percentage (.652). The Warhawks also rank fourth in the Sun Belt with 6.5 3-pointers made per game.

OTHER NOTES

- The Warhawks' 76-71 overtime loss to Western Kentucky (Dec. 29) was their first overtime game since Dec. 31, 2008 at UALR.
- ULM is 1-7 this season in games decided by five points or less, including 1-4 in Sun Belt play.
- ULM shot a season-best 62 percent from the field against Nicholls State (Nov. 28). It was the Warhawks' highest shooting percentage in a game since December of 2009.
- ULM has hung tough with some of the best teams in the country this season. The Warhawks led then No. 25 Mississippi State by two points with 14:13 remaining (Nov. 21) and most recently were tied 43-41 at No. 22 Texas A&M with 13:20 to play (Dec. 10). In addition, ULM also had a second-half lead at Tennessee on Nov. 16.
- The Warhawks made at least 10 3-pointers in back-to-back games earlier this season. ULM had 11 3s against Harding (Nov. 26) and followed it up with 12 3s against Nicholls State (Nov. 28).
- The Warhawks are playing the 2011-12 season with just nine active scholarship players and are banned from participating in postseason play due to NCAA APR sanctions.

PREVIEWING THE RAGIN' CAJUNS

- UL-Lafayette enters the final day of the regular season tied with Denver for second place in the Western Division with a 10-5 record. The Ragin' Cajuns need a victory and a Denver loss to wrap up the No. 3 seed at next week's Sun Belt Tournament. The Ragin' Cajuns rank fourth in the conference with 69.1 points per game. They are shooting 43.4 percent from the field, 34.3 percent from 3-point range and 64.1 percent from the free-throw line.
- Josh Brown is the only UL-Lafayette player to average double figures in scoring with 10.3 points per game. Brown shoots 42.2 percent (111-of-263) from the field, 31.3 percent (15-of-48) from 3-point range and 66.7 percent (42-of-63) from the free-throw line. The Ragin' Cajuns have balanced scoring with seven players averaging at least 6.4 points per game.
- Bob Marlin is 30-28 in his second season as the head coach of the Ragin' Cajuns. He has a career record of 255-159 in 14 years as a Division I head coach.

SERIES HISTORY

UL-Lafayette leads the all-time series against ULM 42-21. The Ragin' Cajuns have won three straight in the series, including a 67-60 victory in Monroe earlier this season. The Warhawks are 3-28 all-time on the road in the series and haven't won in Lafayette since 1977-78.

STATS COMPARISON

CATEGORY

Overall Record	2-26	16-3
Conference Record	1-14	10-5
Points Per Game	59.7	69.1
Opp. Points Per Game	72.1	67.0
Rebounds Per Game	30.9	38.6
Rebounding Margin	-4.2	+3.3
Field Goal Pct.	.405	.434
Opp. Field Goal Pct.	.461	.396
3-Point Pct.	.362	.343
Opp. 3-Point Pct.	.394	.333
Free Throw Pct.	.652	.641
Assists Per Game	11.3	11.7
Turnovers Per Game	13.1	16.5
Turnover Margin	-2.1	-2.4
Blocked Shots Per Game	2.1	4.8
Steals Per Game	5.4	5.7



**CAREER TOTALS FOR CURRENT WARHAWKS****POINTS**

Fred Brown.....	1,131
Hugh Mingo	524
Steven McClellan.....	304
Charles Winborne.....	298
Marcelis Hansberry.....	258
Fabio Ribeiro	173
Trent Mackey.....	168
R.J. McCray.....	152
Christian Bibi Ndongo	120
Trey Lindsey	75
Reginald Smith	3
Ife Eke	0
D'Andre Martin.....	0

REBOUNDS

Hugh Mingo	276
Steven McClellan.....	245
Fred Brown.....	224
Fabio Ribeiro	158
Christian Bibi Ndongo	126
Marcelis Hansberry.....	96
R.J. McCray.....	72
Charles Winborne.....	58
Trey Lindsey	53
Trent Mackey.....	43
Ife Eke	3
D'Andre Martin.....	0
Reginald Smith	0

ASSISTS

Fred Brown.....	202
Marcelis Hansberry.....	88
Hugh Mingo	74
R.J. McCray.....	47
Charles Winborne.....	42
Trey Lindsey	37
Trent Mackey.....	31
Steven McClellan.....	28
Christian Bibi Ndongo	18
Fabio Ribeiro	12
Ife Eke	0
D'Andre Martin.....	0
Reginald Smith	0

STEALS

Fred Brown.....	108
Hugh Mingo	61
R.J. McCray.....	25
Marcelis Hansberry.....	25
Steven McClellan.....	24
Charles Winborne.....	15
Fabio Ribeiro	14
Trey Lindsey	14
Christian Bibi Ndongo	14
Trent Mackey.....	9
D'Andre Martin.....	1
Ife Eke	0
Reginald Smith	0

BLOCKS (Top Five Only)

Christian Bibi Ndongo	30
Steven McClellan.....	20
Hugh Mingo	15
Fabio Ribeiro	11
Fred Brown.....	9

BROWN REACHES 1,000 POINTS

Senior guard Fred Brown topped the 1,000-point milestone for his career with 16 points against FIU (Feb. 7). Brown, who scored 380 points in two seasons with Kansas State, has been the leading scorer for ULM the past two years. He has notched double figures in scoring 52 times in his career, including 17 times this season.

ULM CLOSING IN ON 900 WINS

In its 61st season of men's basketball, ULM is just five wins shy of reaching 900 in its history. The men's basketball program has been one of the finest at ULM over the years as the Warhawks have captured 10 regular season conference titles, eight conference tournament championships and have appeared in the NCAA Tournament seven times and the NIT twice.

MCCLELLAN MAKES SEASON DEBUT

Sophomore Steven McClellan saw his first action of the season Dec. 3 against Louisiana Tech. McClellan came off the bench with six points, seven rebounds and a blocked shot in 21 minutes of action. The 6-foot-7 center was slated to redshirt this season, but adds much needed height to the ULM frontcourt.

WARHAWK INK TWO IN EARLY SIGNING PERIOD

ULM men's basketball head coach Keith Richard announced Thursday the signing of high school seniors Kyle Koszuta and Taylor Birchett to national letters of intent. Koszuta and Birchett are the first two players to sign with the Warhawks for the 2012-13 season.

"We are excited about Kyle and Taylor joining our team next season," Richard said. "They're great kids that come from great families and will help us move this program forward."

Koszuta, a 6-1 point guard, attends Niceville High School in Niceville, Fla. Koszuta averaged 16.1 points and 1.5 assists as a junior, helping the Eagles to a 15-9 record. He scored a season-best 31 points on 12-of-23 shooting against Bainbridge (Ga.) last season.

Birchett, a 6-4 shooting guard, attends Roswell High School in Roswell, Ga. He led his team in scoring with 16.5 points as a junior and helped Roswell to its first Georgia 'Sweet 16' appearance in 14 years. He shot 43.2 percent from the field (118-of-273) and 40.3 percent from 3-point range (54-of-134) as a junior and was named to the 6-5A all-region team and the All-North Fulton Prep Rally first team.

MISC. STATS

Largest halftime lead	10, at FIU (1/7/12)
Largest halftime deficit	22, at Ole Miss (11/11/11)
Largest halftime lead surrendered to lose	9, vs. Arkansas State (12/31/11)
Largest halftime deficit overcome to win	n/a
Largest lead at any time	21, at Nicholls State (11/28/11)
Largest deficit at any time	35, at Troy (1/21/12); at North Texas (2/16/12)
Largest lead surrendered to lose	13, vs. South Alabama (2/11/12)
Largest deficit overcome to win	6, at Nicholls State (11/28/11)
Largest margin of victory	21, at Nicholls State (11/28/11)
Largest margin of defeat	35, at North Texas (2/16/12)
Most points scored in a half	50 (second half), at Nicholls State (11/28/11)
Fewest points scored in a half	7 (first half), at Florida Atlantic (1/5/12)
Most points allowed in a half	53, vs. South Alabama (2/11/12)
Fewest points allowed in a half	21 (first half), at FIU (1/7/12)



2011-12 ROSTER

NUMERICAL ROSTER

##	Name	Pos.	Cl.	Ht.	Wt.	Hometown (Previous School)
3	Marcelis Hansberry	G	So.	6-0	180	Jackson, Miss. (Provine HS)
4	R.J. McCray	G	So.	6-2	180	Arlington, Texas (Grace Prep Academy)
5	Christian Bibi Ndongo	F	Sr.	6-8	195	Yaounde, Cameroon (John Wood CC)
10	Trent Mackey	G	Fr.	6-3	180	Tampa, Fla. (Newsome HS)
11	Charles Winborne	G	So.	6-1	185	Shreveport, La. (Loyola-Chicago)
14	Ife Eke*	F	So.	6-7	210	Lagos, Nigeria (Northwest Rankin HS)
15	Steven McClellan	C	So.	6-7	250	Fresno, Calif. (Edison HS)
23	Reginald Smith	G	Fr.	6-0	160	Columbia, La. (Caldwell HS)
24	Hugh Mingo	G	Sr.	6-3	175	West Monroe, La. (South Plains CC)
33	D'Andre Martin	G	Fr.	6-2	195	Monroe, La. (Richwood HS)
35	Trey Lindsey	F	Fr.	6-6	205	Austin, Texas (Bowie HS)
41	Fabio Ribeiro	C	Sr.	6-10	250	Caetropolis, Brazil (New Mexico JC)
55	Fred Brown	G	Sr.	6-2	190	West Palm Beach, Fla. (Kansas State)

*Will redshirt during the 2011-12 season

ALPHABETICAL ROSTER

##	Name	Pos.	Cl.	Ht.	Wt.	Hometown (Previous School)
5	Christian Bibi Ndongo	F	Sr.	6-8	195	Yaounde, Cameroon (John Wood CC)
55	Fred Brown	G	Sr.	6-2	190	West Palm Beach, Fla. (Kansas State)
14	Ife Eke*	F	So.	6-7	210	Lagos, Nigeria (Northwest Rankin HS)
3	Marcelis Hansberry	G	So.	6-0	180	Jackson, Miss. (Provine HS)
35	Trey Lindsey	F	Fr.	6-6	205	Austin, Texas (Bowie HS)
10	Trent Mackey	G	Fr.	6-3	180	Tampa, Fla. (Newsome HS)
33	D'Andre Martin	G	Fr.	6-2	195	Monroe, La. (Richwood HS)
15	Steven McClellan	C	So.	6-7	250	Fresno, Calif. (Edison HS)
4	R.J. McCray	G	So.	6-2	180	Arlington, Texas (Grace Prep Academy)
24	Hugh Mingo	G	Sr.	6-3	175	West Monroe, La. (South Plains CC)
41	Fabio Ribeiro	C	Sr.	6-10	250	Caetropolis, Brazil (New Mexico JC)
23	Reginald Smith	G	Fr.	6-0	160	Columbia, La. (Caldwell HS)
11	Charles Winborne	G	So.	6-1	185	Shreveport, La. (Loyola-Chicago)

*Will redshirt during the 2011-12 season

COACHING STAFF

Head Coach: Keith Richard, second season at ULM

Assistant Coach: Cord Wright, second season at ULM

Assistant Coach: Brandon Roberts, second season at ULM

PRONUNCIATION

Keith RICHARD	Re-CHARD
Christian BIBI NDONGO	be-be-DONGO
IFE EKE	if-E E-kay
Fabio RIBEIRO	rib-ARROW
D'ANDRE Martin	DEE-on-dre

BY CLASS

Seniors	Fred Brown
.....	Hugh Mingo
.....	Fabio Ribeiro
.....	Christain Bibi Ndongo
Sophomores	Marcelis Hansberry
.....	R.J. McCray
.....	Charles Winborne
.....	Ife Eke
.....	Steven McClellan
Freshman	Trent Mackey
.....	Reginald Smith
.....	D'Andre Martin
.....	Trey Lindsey

BY POSITION

Guard	Marcelis Hansberry
.....	R.J. McCray
.....	Trent Mackey
.....	Charles Winborne
.....	Reginald Smith
.....	Hugh Mingo
.....	D'Andre Martin
.....	Fred Brown
Forward	Christian Bibi Ndongo
.....	Ife Eke
.....	Trey Lindsey
Center	Steven McClellan
.....	Fabio Ribeiro

BY HEIGHT

6-0	Reginald Smith
.....	Marcelis Hansberry
6-1	Charles Winborne
6-2	Fred Brown
.....	R.J. McCray
.....	D'Andre Martin
6-3	Hugh Mingo
.....	Trent Mackey
6-6	Trey Lindsey
6-7	Steven McClellan
.....	Ife Eke
6-8	Christian Bibi Ndongo
6-10	Fabio Ribeiro

BY STATE

Louisiana	Charles Winborne
.....	Reginald Smith
.....	Hugh Mingo
.....	D'Andre Martin
Texas	R.J. McCray
.....	Trey Lindsey
Mississippi	Marcelis Hansberry
.....	Ife Eke
Florida	Fred Brown
.....	Trent Mackey
California	Steven McClellan
Brazil	Fabio Ribeiro
Cameroon	Christian Bibi Ndongo



HEAD COACH KEITH RICHARD

Keith Richard returned to his alma mater to become ULM's seventh men's basketball head coach on April 22, 2010. Now in his second season, Richard seeks to restore the rich tradition of the ULM men's basketball program — something he knows very well.

Richard became the second ULM men's basketball coach — joining Mike Vining — to have also been a student-athlete and an assistant coach for the program. He was with the Warhawks in both capacities for six of the program's seven NCAA Tournament appearances in the 80s and 90s.

The Warhawks finished 7-24 in Richard's first season that was plagued by scholarship limits and youth. Despite the record, the Warhawks were competitive, losing seven games by six points or less. The season highlight came in an 82-75 victory at North Texas in the final week of the regular season. The Warhawks also took down Big Sky Tournament champion Northern Colorado 78-75 in Fant-Ewing Coliseum on Dec. 22.

As a student-athlete, Richard bridged the transition from Lenny Fant to Benny Hollis to Vining. He played on Fant's final team, played two seasons for Hollis and then completed his playing career on Vining's first team. ULM won three Trans-America Athletic Conference championships during his four years and advanced to the NCAA Tournament in 1982, the school's first-ever appearance, and the NIT in 1979. He twice led the team in assists and was team captain in 1980-81 and 1981-82.

Following his playing career, Richard spent two seasons as a graduate assistant at ULM (1984-86), assisting as his alma mater won the Southland Conference regular season and tournament titles in 1985, earning a trip to the NCAA Tournament.

Richard moved on to Marshall University for three years from 1986-89, helping the Thundering Herd win two Southern Conference crowns and a Southern Conference tournament title. Marshall participated in the 1987 NCAA Tournament and the 1988 NIT while Richard was on staff.

He returned to ULM for the 1989-90 season, spending five seasons as an assistant coach. In those five years, ULM won four Southland Conference regular season championships, four Southland Conference tournaments and made four appearances in the NCAA Tournament (1990, 1991, 1993, 1994). He departed in 1994 to join the staff at Louisiana Tech.

In his first season at Louisiana Tech, Richard helped the Bulldogs to the second biggest turnaround in the nation as they won 14 games after winning just two in the season prior to his arrival.

The following year Richard was promoted from assistant coach to associate head coach, spending three seasons in that capacity. He helped the Bulldogs reach the championship game of the Sun Belt Tournament in 1997, the school's first appearance in five seasons.

Richard became the head coach at Louisiana Tech prior to the 1998-99 season, guiding the Bulldogs for nine seasons. In his time at the helm of Louisiana Tech, Richard compiled a record of 150-117, the third-most wins in school history. In nine seasons, Richard had 11 players named all-conference, including three-time NCAA rebounding champion Paul Millsap, who went on to be drafted by the Utah Jazz. This season, Millsap will begin his fifth year with the Jazz.

During Richard's tenure at Louisiana Tech, the Bulldogs went on the road and won money games against the likes of Auburn, Baylor, Memphis (coached by John Calipari) and Texas Tech (coached by Bob Knight).

In his first season as head coach, Louisiana Tech won the Sun Belt regular season championship. Richard was named Sun Belt Conference Coach of the Year and two players, Lonnie Cooper and Craig Jackson, earned all-conference accolades.

The next year, Richard guided Louisiana Tech to a 21-win season, the school's first of three 20-plus win seasons under Richard. Gerrod Henderson and Jackson earned All-Sun Belt honors that year, with Henderson named the Sun Belt's Most Valuable Player.

In 2001-02, Louisiana Tech moved from the Sun Belt into the Western Athletic Conference, where Richard immediately turned the Bulldogs into a contender for the conference crown, posting a 22-10 overall record, 14-4 in conference play. Led by Henderson, who earned All-WAC honors, Richard's Bulldogs earned a berth in the NIT, where they defeated Louisiana-Lafayette and Vanderbilt before falling to Villanova.

Richard took the Bulldogs to the postseason again during the 2005-06 season as Louisiana Tech won 20 games and earned a trip to the NIT. That year, Millsap was named as an All-WAC performer for the third consecutive season while also leading the nation in rebounding for the third-straight season.

In nine years as the head coach at Louisiana Tech, Richard's teams posted a conference record of 90-60, going 32-14 in three seasons in Sun Belt and 58-46 in six years in the WAC. At ULM, Richard returns to the Sun Belt where he currently stands as the league's 10th winningest coach in conference games, with a .696 winning percentage.

Prior to returning to guide his alma mater, Richard spent the past two seasons as an assistant coach at LSU, where he helped the Tigers win the 2008-09 SEC regular season championship and reach the second round of the NCAA Tournament before losing to eventual national champion North Carolina.



THE RICHARD FILE

9-50 Record at ULM (second season)
159-167 Career Record (11th season)

COACHING HONORS

1999 Sun Belt Coach of the Year

Has been part of the coaching staff for seven NCAA Tournament and three NIT teams

COACHING CAREER

Season	School	Position	Record/Postseason
1984-85	ULM	Graduate Assistant	17-12
1985-86	ULM	Graduate Assistant	20-10/NCAA
1986-87	Marshall	Assistant Coach	25-6/NCAA
1987-88	Marshall	Assistant Coach	24-8/NIT
1988-89	Marshall	Assistant Coach	15-15
1989-90	ULM	Assistant Coach	22-8/NCAA
1990-91	ULM	Assistant Coach	25-8/NCAA
1991-92	ULM	Assistant Coach	19-10/NCAA
1992-93	ULM	Assistant Coach	26-5/NCAA
1993-94	ULM	Assistant Coach	19-9
1994-95	Louisiana Tech	Assistant Coach	14-13
1995-96	Louisiana Tech	Associate Head Coach	11-17
1996-97	Louisiana Tech	Associate Head Coach	15-14
1997-98	Louisiana Tech	Associate Head Coach	12-15
1998-99	Louisiana Tech	Head Coach	19-9
1999-00	Louisiana Tech	Head Coach	21-8
2000-01	Louisiana Tech	Head Coach	17-12
2001-02	Louisiana Tech	Head Coach	22-10/NIT
2002-03	Louisiana Tech	Head Coach	12-15
2003-04	Louisiana Tech	Head Coach	15-15
2004-05	Louisiana Tech	Head Coach	14-15
2005-06	Louisiana Tech	Head Coach	20-13/NIT
2006-07	Louisiana Tech	Head Coach	10-20
2008-09	LSU	Assistant Coach	27-8/NCAA
2009-10	LSU	Assistant Coach	11-20
2010-11	ULM	Head Coach	7-24
2011-12	ULM	Head Coach	2-26

PLAYING CAREER

Played for ULM from 1978-82; Coached by Lenny Fant, Benny Hollis & Mike Vining

1979 Atlantic Sun Tournament Champions, NIT

1980 Atlantic Sun Regular Season Champions

1982 Atlantic Sun Tournament Champions, NCAA

Two-time team captain ('81 & '82)

Led team in assists twice



2011-12 ULM Men's Basketball
ULM Combined Team Statistics (as of Feb 24, 2012)
All games

RECORD:	OVERALL	HOME	AWAY	NEUTRAL
ALL GAMES	2-26	0-13	2-13	0-0
CONFERENCE	1-14	0-8	1-6	0-0
NON-CONFERENCE	1-12	0-5	1-7	0-0

##	Player	gp-gs	min	avg	Total		3-Point		F-Throw		Rebounds				pf	dq	a	to	blk	stl	pts	avg
					fg-fga	fg%	3fg-fga	3fg%	ft-fa	ft%	off	def	tot	avg								
55	Brown, Fred	28-23	795	28.4	122-311	.392	47-131	.359	61-74	.824	20	53	73	2.6	52	3	62	66	1	33	352	12.6
11	Winborne, Charles	27-20	709	26.3	104-234	.444	55-127	.433	30-40	.750	10	47	57	2.1	26	0	42	39	1	14	293	10.9
24	Mingo, Hugh	28-20	663	23.7	87-241	.361	14-64	.219	41-70	.586	36	93	129	4.6	67	1	34	58	11	17	229	8.2
15	McClellan, Steven	21-17	512	24.4	61-134	.455	1-1	1.000	36-58	.621	51	81	132	6.3	74	7	14	34	12	14	159	7.6
10	Mackey, Trent	28-11	618	22.1	60-138	.435	42-95	.442	6-8	.750	6	37	43	1.5	52	1	34	33	1	9	168	6.0
03	Hansberry, Marcelis	27-8	495	18.3	56-139	.403	10-38	.263	35-57	.614	13	48	61	2.3	28	0	43	31	1	14	157	5.8
41	Ribeiro, Fabio	21-7	322	15.3	29-79	.367	0-0	.000	13-27	.481	23	53	76	3.6	31	0	5	23	4	7	71	3.4
05	Bibi Ndongo, C.	26-17	522	20.1	28-80	.350	2-9	.222	24-41	.585	33	55	88	3.4	65	4	13	24	22	10	82	3.2
04	McCray, R.J.	27-7	479	17.7	34-68	.500	2-8	.250	13-22	.591	5	47	52	1.9	23	0	33	27	6	19	83	3.1
35	Lindsey, Trey	27-10	488	18.1	26-71	.366	8-27	.296	15-22	.682	12	41	53	2.0	74	4	37	22	1	14	75	2.8
23	Smith, Reginald	3-0	9	3.0	1-2	.500	0-0	.000	1-2	.500	0	0	0	0.0	0	0	0	0	0	0	3	1.0
33	Martin, D'Andre	4-0	13	3.3	0-4	.000	0-0	.000	0-1	.000	0	0	0	0.0	1	0	0	3	0	1	0	0.0
Team											48	53	101		1		6					
Total.....		28	5625		608-1501	.405	181-500	.362	275-422	.652	257	608	865	30.9	494	20	317	366	60	152	1672	59.7
Opponents.....		28	5625		693-1504	.461	228-579	.394	404-567	.713	277	705	982	35.1	407	-	432	308	117	177	2018	72.1

TEAM STATISTICS	ULM	OPP	Date	Opponent	Score	Att.
SCORING	1672	2018	11/11/11	at Ole Miss	L 38-60	5729
Points per game	59.7	72.1	11/14/11	INDIANA STATE	L 59-71	1236
Scoring margin	-12.4	-	11/16/11	at Tennessee	L 62-85	14751
FIELD GOALS-ATT	608-1501	693-1504	11/19/11	at Southeastern La.	L 60-63	877
Field goal pct	.405	.461	11/21/11	at Mississippi State	L 63-78	7547
3 POINT FG-ATT	181-500	228-579	11/26/11	HARDING	L 68-71	883
3-point FG pct	.362	.394	11/28/11	at Nicholls State	W 86-65	574
3-pt FG made per game	6.5	8.1	12/03/11	LOUISIANA TECH	L 71-73	2013
FREE THROWS-ATT	275-422	404-567	12/10/11	at Texas A&M	L 54-67	6875
Free throw pct	.652	.713	12/12/11	NICHOLLS STATE	L 70-82	1164
F-Throws made per game	9.8	14.4	12/15/11	NORTHWESTERN STATE	L 63-76	1278
REBOUNDS	865	982	12/19/11	at UNLV	L 63-81	11515
Rebounds per game	30.9	35.1	12/21/11	at Indiana State	L 35-50	5167
Rebounding margin	-4.2	-	* 12/29/11	WESTERN KENTUCKY	Lot 71-76	1319
ASSISTS	317	432	* 12/31/11	ARKANSAS STATE	L 63-65	1061
Assists per game	11.3	15.4	* 01/05/12	at Florida Atlantic	L 30-58	1672
TURNOVERS	366	308	* 01/07/12	at FIU	W 54-50	874
Turnovers per game	13.1	11.0	* 01/12/12	UALR	L 51-72	1337
Turnover margin	-2.1	-	* 01/14/12	NORTH TEXAS	L 55-68	1166
Assist/turnover ratio	0.9	1.4	* 01/19/12	DENVER	L 48-63	1640
STEALS	152	177	* 01/21/12	at Troy	L 63-91	2388
Steals per game	5.4	6.3	* 01/28/12	UL-LAFAYETTE	L 60-67	2419
BLOCKS	60	117	* 2/2/12	at Arkansas State	L 64-72	2933
Blocks per game	2.1	4.2	* 2/4/12	at UALR	L 66-70	3934
ATTENDANCE	18693	73973	* 02/11/12	SOUTH ALABAMA	L 86-88	1679
Home games-Avg/Game	13-1438	15-4932	* 02/16/12	at North Texas	L 51-86	3810
Neutral site-Avg/Game	-	0-0	* 02/18/12	at Denver	L 57-76	5327
			* 02/23/12	MIDDLE TENNESSEE	L 61-94	1498

Score by Periods	1st	2nd	OT	Totals
ULM	731	934	7	1672
Opponents	966	1040	12	2018

* - Conference game



2011-12 ULM Men's Basketball
ULM Combined Team Statistics (as of Feb 24, 2012)
Conference games

RECORD:	OVERALL	HOME	AWAY	NEUTRAL
ALL GAMES	1-14	0-8	1-6	0-0
CONFERENCE	1-14	0-8	1-6	0-0
NON-CONFERENCE	0-0	0-0	0-0	0-0

#	Player	gp-gs	min	avg	Total		3-Point		F-Throw		Rebounds											
					fg-fga	fg%	3fg-fga	3fg%	ft-fa	ft%	off	def	tot	avg	pf	dq	a	to	blk	stl	pts	avg
55	Brown, Fred	15-13	428	28.5	64-162	.395	24-69	.348	31-39	.795	11	31	42	2.8	30	2	29	33	1	15	183	12.2
11	Winborne, Charles	14-9	373	26.6	53-127	.417	33-77	.429	11-14	.786	5	23	28	2.0	11	0	14	21	0	9	150	10.7
24	Mingo, Hugh	15-13	389	25.9	46-140	.329	6-35	.171	31-50	.620	23	54	77	5.1	37	0	18	41	6	14	129	8.6
15	McClellan, Steven	15-13	378	25.2	39-93	.419	1-1	1.000	29-48	.604	35	55	90	6.0	48	3	12	21	8	9	108	7.2
03	Hansberry, Marcelis	14-3	245	17.5	30-67	.448	8-20	.400	20-34	.588	7	26	33	2.4	12	0	23	19	0	6	88	6.3
10	Mackey, Trent	15-3	306	20.4	26-61	.426	20-43	.465	1-2	.500	2	17	19	1.3	25	0	19	15	0	6	73	4.9
04	McCray, R.J.	15-6	276	18.4	20-40	.500	1-3	.333	8-13	.615	2	27	29	1.9	14	0	18	13	4	13	49	3.3
41	Ribeiro, Fabio	8-0	97	12.1	9-25	.360	0-0	.000	6-16	.375	8	14	22	2.8	10	0	1	3	1	3	24	3.0
05	Bibi Ndongo, C.	15-11	312	20.8	16-51	.314	1-6	.167	10-18	.556	20	35	55	3.7	39	4	9	20	11	5	43	2.9
35	Lindsey, Trey	14-4	221	15.8	12-35	.343	3-11	.273	6-11	.545	5	16	21	1.5	28	0	21	11	1	7	33	2.4
	Team										23	26	49				1					
	Total.....	15	3025		315-801	.393	97-265	.366	153-245	.624	141	324	465	31.0	254	9	164	198	32	87	880	58.7
	Opponents.....	15	3025		380-823	.462	118-296	.399	218-307	.710	157	391	548	36.5	227	-	236	163	60	93	1096	73.1

TEAM STATISTICS	ULM	OPP	Date	Opponent		Score	Att.
SCORING	880	1096	* 12/29/11	WESTERN KENTUCKY	Lot	71-76	1319
Points per game	58.7	73.1	* 12/31/11	ARKANSAS STATE	L	63-65	1061
Scoring margin	-14.4	-	* 01/05/12	at Florida Atlantic	L	30-58	1672
FIELD GOALS-ATT	315-801	380-823	* 01/07/12	at FIU	W	54-50	874
Field goal pct	.393	.462	* 01/12/12	UALR	L	51-72	1337
3 POINT FG-ATT	97-265	118-296	* 01/14/12	NORTH TEXAS	L	55-68	1166
3-point FG pct	.366	.399	* 01/19/12	DENVER	L	48-63	1640
3-pt FG made per game	6.5	7.9	* 01/21/12	at Troy	L	63-91	2388
FREE THROWS-ATT	153-245	218-307	* 01/28/12	UL-LAFAYETTE	L	60-67	2419
Free throw pct	.624	.710	* 2/2/12	at Arkansas State	L	64-72	2933
F-Throws made per game	10.2	14.5	* 2/4/12	at UALR	L	66-70	3934
REBOUNDS	465	548	* 02/11/12	SOUTH ALABAMA	L	86-88	1679
Rebounds per game	31.0	36.5	* 02/16/12	at North Texas	L	51-86	3810
Rebounding margin	-5.5	-	* 02/18/12	at Denver	L	57-76	5327
ASSISTS	164	236	* 02/23/12	MIDDLE TENNESSEE	L	61-94	1498
Assists per game	10.9	15.7					
TURNOVERS	198	163	* - Conference game				
Turnovers per game	13.2	10.9					
Turnover margin	-2.3	-					
Assist/turnover ratio	0.8	1.4					
STEALS	87	93					
Steals per game	5.8	6.2					
BLOCKS	32	60					
Blocks per game	2.1	4.0					
ATTENDANCE	12119	20938					
Home games-Avg/Game	8-1515	7-2991					
Neutral site-Avg/Game	-	0-0					

* - Conference game

Score by Periods	1st	2nd	OT	Totals
ULM	390	483	7	880
Opponents	511	573	12	1096



INSIDE THE NUMBERS

ULM BASKETBALL STATISTICAL BREAKDOWN

TEAM	GAMES	FG-FGA	PCT.	3F-3PA	PCT.	FT-FTA	PCT.	O-D	TOT	AVG.	FOUL	DQ	AST	AVG	TO	BLK	STL	PTS	AVG
OVERALL (2-26)	28	608-1501	.405	181-500	.362	275-422	.652	257-608	865	30.9	494	20	317	11.3	366	60	152	1672	59.7
HOME (0-13)	13	295-712	.414	94-236	.398	142-214	.664	122-280	402	30.9	249	14	166	12.8	184	35	75	826	63.5
AWAY (2-13)	15	313-789	.397	87-264	.330	133-208	.639	135-328	463	30.9	245	6	151	10.1	182	25	77	846	56.4
NEUTRAL																			
NON-CONF (1-12)	13	293-700	.419	84-235	.357	122-177	.689	116-284	400	30.8	240	11	153	11.8	168	28	65	792	60.9
CONFERENCE (1-14)	15	315-801	.393	97-265	.366	153-245	.624	141-324	465	31.0	254	9	164	10.9	198	32	87	880	58.7

INSIDE THE NUMBERS

RECORD BY VENUE	2011-12 Overall	2011-12 Sun Belt	2010-11 Overall	2010-11 Sun Belt
Overall	2-26	1-14	7-24	2-14
Home (Fant-Ewing Coliseum)	0-13	0-8	4-9	0-8
Away	2-13	1-6	2-13	2-6
Neutral			1-2	0-0

RECORD BY HALFTIME	2011-12 Overall	2011-12 Sun Belt	2010-11 Overall	2010-11 Sun Belt
When ULM leads at halftime	2-2	1-2	5-3	0-2
When ULM trails at halftime	0-23	0-12	1-21	1-12
When ULM is tied at halftime	0-1	0-0	1-0	1-0

RECORD BY SCORING OFFENSE	2011-12 Overall	2011-12 Sun Belt	2010-11 Overall	2010-11 Sun Belt
When ULM scores 100+ points			0-0	0-0
When ULM scores 90-99 points			0-0	0-0
When ULM scores 80-89 points	1-1	0-1	2-0	1-0
When ULM scores 70-79 points	0-3	0-1	2-2	0-2
When ULM scores 60-69 points	0-12	0-6	2-8	1-5
When ULM scores 50-59 points	1-6	1-4	1-9	0-5
When ULM scores 40-49 points	0-1	0-1	0-3	0-1
When ULM scores 30-39 points	0-3	0-1	0-2	0-1

RECORD BY SCORING DEFENSE	2011-12 Overall	2011-12 Sun Belt	2010-11 Overall	2010-11 Sun Belt
When opponent scores 100+ points			0-0	0-0
When opponent scores 90-99 points	0-2	0-2	0-0	0-0
When opponent scores 80-89 points	0-5	0-2	0-5	0-4
When opponent scores 70-79 points	0-10	0-5	2-5	1-3
When opponent scores 60-69 points	1-7	0-4	2-13	1-7
When opponent scores 50-59 points	1-2	1-1	2-1	0-0
When opponent scores 40-49 points			1-0	0-0

OVERTIME RECORD	2011-12 Overall	2011-12 Sun Belt	2010-11 Overall	2010-11 Sun Belt
Overtime	0-1	0-1	0-0	0-0
Double Overtime			0-0	0-0
Triple Overtime			0-0	0-0

RECORD BY MONTH	2011-12 Overall	2011-12 Sun Belt	2010-11 Overall	2010-11 Sun Belt
November	1-6		2-5	0-0
December	0-8	0-2	2-5	0-1
January	1-6	1-6	2-7	1-7
February	0-6	0-6	1-6	1-6
March			0-1	0-0

INSIDE THE NUMBERS

FIELD GOAL PERCENTAGE	2011-12	2010-11
When ULM leads in FG%, ULM is	2-3	4-1
When opponent leads in FG%, ULM is	0-23	3-22
When game ends tied in FG%, ULM is		0-0

3-POINT FIELD GOAL PERCENTAGE	2011-12	2010-11
When ULM leads in 3FG%, ULM is	2-11	4-7
When opponent leads in 3FG%, ULM is	0-15	3-16
When game ends tied in 3FG%, ULM is		0-0

FREE THROW PERCENTAGE	2011-12	2010-11
When ULM leads in FT%, ULM is	0-10	6-6
When opponent leads in FT%, ULM is	2-16	1-16
When game ends tied in FT%, ULM is		0-1

REBOUNDING	2011-12	2010-11
When ULM leads in rebounds, ULM is	1-5	3-9
When opponent leads in rebounds, ULM is	1-18	5-8
When game ends tied in rebounds, ULM is	0-3	2-1

ASSISTS	2011-12	2010-11
When ULM leads in assists, ULM is	2-5	4-1
When opponent leads in assists, ULM is	0-21	2-20
When game ends tied in assists, ULM is		1-2

BLOCKS	2011-12	2010-11
When ULM leads in blocks, ULM is	1-4	3-6
When opponent leads in blocks, ULM is	1-19	3-13
When game ends tied in blocks, ULM is	0-3	1-4

STEALS	2011-12	2010-11
When ULM leads in steals, ULM is	1-8	4-8
When opponent leads in steals, ULM is	0-16	1-12
When game ends tied in steals, ULM is	1-2	2-3

TURNOVERS	2011-12	2010-11
When ULM has more turnovers, ULM is	1-18	2-16
When opponent has more turnovers, ULM is	1-6	5-4
When game ends tied in turnovers, ULM is	0-2	0-3

FOULS	2011-12	2010-11
When ULM has more fouls, ULM is	1-18	4-16
When opponent has more fouls, ULM is	0-4	3-6
When game ends tied in fouls, ULM is	1-4	0-1



WARHAWK STARTING LINE-UPS

Date	Opponent	W/L	Score	Starter	Total	Starter	Total	Starter	Total	Starter	Total	Starter	Total
N11	at Ole Miss	L	38-60	Bibi Ndongo	4	Ribeiro	5	Winborne	6	Mingo	2	Brown	7
N14	INDIANA STATE	L	59-71	Lindsey	3	Ribeiro	6	Mackey	8	Mingo	6	Brown	15
N16	at Tennessee	L	62-85	Lindsey	4	Ribeiro	8	Mackey	6	Winborne	6	Brown	18
N19	at Southeastern Louisiana	L	60-63	Bibi Ndongo	5	McCray	5	Mackey	2	Mingo	2	Brown	16
N21	at Mississippi State	L	63-78	Hansberry	13	Ribeiro	2	Mackey	5	Winborne	9	Brown	21
N26	HARDING	L	68-71	Hansberry	6	Ribeiro	4	Mingo	0	Winborne	18	Brown	17
N28	at Nicholls State	W	86-65	Hansberry	9	Bibi Ndongo	4	Mackey	12	Winborne	19	Lindsey	2
D3	LOUISIANA TECH	L	71-73	Hansberry	6	Ribeiro	2	Mackey	9	Winborne	15	Lindsey	4
D10	at Texas A&M	L	54-67	Bibi Ndongo	4	McClellan	4	Mingo	21	Winborne	4	Brown	7
D12	NICHOLLS STATE	L	70-82	Bibi Ndongo	0	McClellan	7	Mingo	11	Winborne	20	Brown	5
D15	NORTHWESTERN STATE	L	63-76	Bibi Ndongo	5	Ribeiro	0	Mingo	2	Winborne	13	Brown	14
D19	at UNLV	L	63-81	Lindsey	3	McClellan	16	Mackey	13	Winborne	4	Brown	12
D21	at Indiana State	L	35-50	Lindsey	0	McClellan	8	Mackey	6	Winborne	2	Hansberry	4
D29	WESTERN KENTUCKY*	L	71-76 OT	Bibi Ndongo	3	McClellan	15	Mingo	23	McCray	7	Brown	13
D31	ARKANSAS STATE*	L	63-65	Bibi Ndongo	6	McClellan	9	Mingo	10	McCray	5	Brown	20
J5	at Florida Atlantic*	L	30-58	Bibi Ndongo	0	McClellan	1	Mingo	12	McCray	0	Brown	6
J7	at FIU*	W	54-50	Mackey	9	McClellan	10	Mingo	9	Winborne	10	Brown	16
J12	UALR*	L	51-72	Mackey	0	McClellan	15	Mingo	5	Winborne	10	Brown	11
J14	NORTH TEXAS*	L	55-68	Bibi Ndongo	5	McClellan	7	Mingo	3	Winborne	15	Brown	4
J19	DENVER*	L	48-63	Bibi Ndongo	0	McClellan	9	Mingo	0	Winborne	18	Brown	2
J21	at Troy*	L	63-91	Lindsey	8	McClellan	14	McCray	8	Winborne	11	Hansberry	3
J28	UL-LAFAYETTE*	L	60-67	Bibi Ndongo	0	McClellan	0	McCray	0	Mingo	3	Brown	24
F2	at Arkansas State*	L	64-72	Bibi Ndongo	0	McClellan	5	Winborne	0	Mingo	8	Brown	5
F4	at UALR*	L	66-70	Lindsey	2	McClellan	8	McCray	4	Mackey	0	Hansberry	22
F11	SOUTH ALABAMA*	L	86-88	Bibi Ndongo	7	Lindsey	4	Hansberry	9	Mingo	14	Brown	28
F16	at North Texas*	L	51-86	Bibi Ndongo	3	McClellan	6	Winborne	7	Mingo	5	Brown	17
F18	at Denver*	L	57-76	Bibi Ndongo	2	McClellan	6	Winborne	14	Mingo	0	Brown	15
F23	MIDDLE TENNESSEE*	L	61-94	Bibi Ndongo	4	Lindsey	0	Winborne	10	Mingo	12	Brown	13
F25	at UL-Lafayette*												

STARTERS VS. BENCH

Date	Opponent	W/L	Score	Starter Points			Bench Points		
				ULM	Opp.	Diff.	ULM	Opp.	Diff.
N11	at Ole Miss	L	38-60	24	52	-28	14	8	6
N14	INDIANA STATE	L	59-71	38	56	-18	21	15	6
N16	at Tennessee	L	62-85	42	52	-10	20	33	-13
N19	at Southeastern Louisiana	L	60-63	30	62	-32	30	1	29
N21	at Mississippi State	L	63-78	50	70	-20	13	8	5
N26	HARDING	L	68-71	45	43	2	23	28	-5
N28	at Nicholls State	W	86-65	46	43	3	40	22	18
D3	LOUISIANA TECH	L	71-73	36	35	1	35	38	-3
D10	at Texas A&M	L	54-67	40	58	-18	14	9	5
D12	NICHOLLS STATE	L	70-82	43	59	-16	27	23	4
D15	NORTHWESTERN STATE	L	63-76	34	42	-8	29	34	-5
D19	at UNLV	L	63-81	48	49	-1	15	32	-17
D21	at Indiana State	L	35-50	20	38	-18	15	12	3
D29	WESTERN KENTUCKY*	L	71-76 OT	61	53	8	10	23	-13
D31	ARKANSAS STATE*	L	63-65	50	63	-13	13	2	11
J5	at Florida Atlantic*	L	30-58	19	33	-14	11	25	-14
J7	at FIU*	W	54-50	54	45	9	0	5	-5
J12	UALR*	L	51-72	41	56	-15	10	16	-6
J14	NORTH TEXAS*	L	55-68	34	58	-24	21	10	11
J19	DENVER*	L	48-63	29	43	-14	19	20	-1
J21	at Troy*	L	63-91	44	63	-19	19	28	-9
J28	UL-LAFAYETTE*	L	60-67	27	43	-16	33	22	11
F2	at Arkansas State*	L	64-72	18	49	-31	46	23	23
F4	at UALR*	L	66-70	34	47	-13	32	23	9
F11	SOUTH ALABAMA*	L	86-88	62	72	-10	24	16	8
F16	at North Texas*	L	51-86	38	55	-17	13	31	-18
F18	at Denver*	L	57-76	37	60	-23	20	16	4
F23	MIDDLE TENNESSEE*	L	61-94	39	40	-1	22	54	-32
F25	at UL-Lafayette*								
TOTALS				1,083	1,439	-356	589	577	12
AVERAGES				38.7	51.4	-12.7	21.0	20.6	0.4



2011-12 RESULTS

DATE	OPPONENT	RESULT	ATTENDANCE	TOP SCORER	REBOUNDS	ASSISTS	STEALS	BLOCKS
Nov. 11	at Ole Miss	L, 38-60	5,729	Brown (7)	Ribeiro (6)	Hansberry (4)	Four Players (1)	Two Players (1)
Nov. 14	INDIANA STATE	L, 59-71	1,236	Brown (15)	Brown (7)	Brown (5)	Bibi Ndongo (1)	Bibi Ndongo (2)
Nov. 16	at Tennessee	L, 62-85	14,751	Brown (18)	Ribeiro, Mingo (7)	Winborne (5)	Brown (2)	McCray (2)
Nov. 19	at Southeastern Louisiana	L, 60-63	877	Brown (16)	Hansberry (5)	Brown (6)	Brown (3)	Bibi Ndongo (1)
Nov. 21	at Mississippi State	L, 63-78	4,892	Brown (21)	Ribeiro, Mingo (5)	Mackey, McCray (3)	Brown, McCray (2)	Ribeiro (1)
Nov. 26	HARDING	L, 68-71	883	Winborne (18)	Bibi Ndongo (5)	Hansberry (5)	Hansberry (2)	Bibi Ndongo (4)
Nov. 28	at Nicholls State	W, 86-65	574	Winborne (19)	Ribeiro, Winborne (7)	McCray (4)	Three Players (1)	Bibi Ndongo (1)
Dec. 3	LOUISIANA TECH	L, 71-73	2,013	Brown (17)	Ribeiro (8)	Winborne (5)	Brown, Hansberry (1)	Two Players (1)
Dec. 10	at Texas A&M	L, 54-67	6,875	Mingo (21)	Mingo (9)	Mingo (5)	McClellan (3)	Ribeiro (1)
Dec. 12	NICHOLLS STATE	L, 70-82	1,164	Winborne (20)	McClellan (11)	Lindsey (4)	Mackey, Lindsey (1)	Two Players (1)
Dec. 15	NORTHWESTERN STATE	L, 63-76	1,278	Brown (14)	McClellan (9)	Brown (4)	Lindsey (2)	Three Players (1)
Dec. 19	at UNLV	L, 63-81	11,515	McClellan (16)	McClellan (7)	Brown (6)	Brown (4)	None
Dec. 21	at Indiana State	L, 35-50	5,167	McClellan (8)	McClellan, McCray (6)	Mingo (3)	McCray (2)	Bibi Ndongo (2)
Dec. 29	WESTERN KENTUCKY*	L, 71-76 ot	1,319	Mingo (23)	McClellan (8)	Brown (5)	McCray (4)	Three Players (1)
Dec. 31	ARKANSAS STATE*	L, 63-65	1,061	Brown (20)	McClellan (8)	Four Players (2)	Brown (2)	Two Players (1)
Jan. 5	at Florida Atlantic*	L, 30-58	1,672	Mingo (12)	Brown (6)	Winborne (2)	Ribeiro (1)	Bibi Ndongo (1)
Jan. 7	at FIU*	W, 54-50	874	Brown (16)	Mingo (12)	Mackey (7)	Mingo (4)	Mingo (2)
Jan. 12	UALR*	L, 51-72	1,337	McClellan (15)	McClellan, Brown (7)	Mingo, McCray (3)	Winborne, Brown (2)	Mingo (2)
Jan. 14	NORTH TEXAS*	L, 55-68	1,166	Winborne (15)	McClellan (13)	Lindsey (2)	McCray, Brown (2)	Two Players (1)
Jan. 19	DENVER*	L, 48-63	1,640	Winborne (18)	Winborne (5)	Three Players (2)	Three Players (1)	McCray (1)
Jan. 21	at Troy*	L, 63-91	2,388	McClellan (14)	McCray (8)	McCray (5)	McCray (3)	None
Jan. 28	UL-LAFAYETTE*	L, 60-67	2,419	Brown (24)	Brown, Bibi Ndongo (5)	Brown (6)	Brown (3)	Bibi Ndongo (2)
Feb. 2	at Arkansas State*	L, 64-72	2,933	Hansberry (15)	Mingo (11)	Lindsey (3)	McCray, Mackey (2)	Two Players (1)
Feb. 4	at UALR*	L, 66-70	3,934	Hansberry (22)	McClellan (10)	Mingo (3)	Three Players (1)	Two Players (1)
Feb. 11	SOUTH ALABAMA*	L, 86-88	1,679	Brown (28)	Mingo (8)	Hansberry (9)	Lindsey (5)	Bibi Ndongo (2)
Feb. 16	at North Texas*	L, 51-86	3,810	Brown (17)	Two Players (9)	Brown (2)	Mingo (3)	Bibi Ndongo (2)
Feb. 18	at Denver*	L, 57-76	5,327	Brown (15)	McClellan (6)	Brown, Mackey (2)	Lindsey (2)	McClellan (1)
Feb. 23	MIDDLE TENNESSEE*	L, 61-94	1,498	Brown (13)	McClellan (6)	McCray (4)	Bibi Ndongo (2)	Bibi Ndongo (2)
Feb. 25	at UL-Lafayette*							

* denotes Sun Belt Conference game

RECORD	OVERALL	HOME	AWAY	NEUTRAL
All Games	2-26	0-13	2-13	0-0
Sun Belt Games	1-14	0-8	1-6	0-0
Non-Conference Games	1-12	0-5	1-7	0-0



POINTS, REBOUNDS, ASSISTS

DATE	OPPONENT	RESULT	3 • HANSBERRY	4 • MCCRAY	5 • BIBI NDONGO	10 • MACKEY	11 • WINBORNE	15 • MCCLELLAN
Nov. 11	at Ole Miss	L, 38-60	0-1-4	6-4-0	4-5-0	5-5-2	6-2-3	DNP
Nov. 14	INDIANA STATE	L, 59-71	5-0-0	4-3-0	0-2-1	8-2-0	12-0-1	DNP
Nov. 16	at Tennessee	L, 62-85	4-2-2	5-0-1	DNP	6-1-1	6-2-5	DNP
Nov. 19	at Southeastern Louisiana	L, 60-63	11-5-2	5-0-1	5-2-0	2-0-0	15-3-3	DNP
Nov. 21	at Mississippi State	L, 63-78	13-2-0	2-2-3	DNP	5-3-3	9-4-0	DNP
Nov. 26	HARDING	L, 68-71	6-3-5	2-0-0	5-5-1	13-1-3	18-0-4	DNP
Nov. 28	at Nicholls State	W, 86-65	9-3-1	2-0-4	4-2-0	12-0-0	19-7-2	DNP
Dec. 3	LOUISIANA TECH	L, 71-73	6-3-2	0-0-0	10-5-0	9-1-4	15-3-5	6-7-0
Dec. 10	at Texas A&M	L, 54-67	2-2-1	0-1-0	4-3-0	0-0-0	4-1-3	4-2-0
Dec. 12	NICHOLLS STATE	L, 70-82	6-4-3	6-3-2	0-0-0	8-3-1	20-3-2	7-11-0
Dec. 15	NORTHWESTERN STATE	L, 63-76	3-0-0	0-4-2	5-4-2	8-2-0	13-2-0	10-9-2
Dec. 19	at UNLV	L, 63-81	0-1-0	DNP	0-1-0	13-3-1	4-2-0	16-7-0
Dec. 21	at Indiana State	L, 35-50	4-2-0	2-6-2	2-4-0	6-3-0	2-0-0	8-6-0
Dec. 29	WESTERN KENTUCKY*	L, 71-76 OT	0-0-0	7-2-0	3-4-2	6-1-1	DNP	15-8-0
Dec. 31	ARKANSAS STATE*	L, 63-65	2-0-1	5-0-1	6-4-2	0-1-0	11-5-0	9-8-2
Jan. 5	at Florida Atlantic*	L, 30-58	0-2-0	0-1-0	0-2-0	5-2-0	6-1-2	1-5-0
Jan. 7	at FIU*	W, 54-50	0-1-0	0-0-0	0-1-0	9-3-7	10-3-0	10-9-2
Jan. 12	UALR*	L, 51-72	0-0-1	0-1-3	10-6-1	0-1-2	10-0-2	15-7-2
Jan. 14	NORTH TEXAS*	L, 55-68	8-6-1	4-1-0	5-3-0	0-3-1	15-1-0	7-13-1
Jan. 19	DENVER*	L, 48-63	0-2-2	6-0-0	0-2-0	8-1-1	18-5-1	9-4-1
Jan. 21	at Troy*	L, 63-91	3-1-2	8-8-5	1-7-0	4-0-1	11-3-0	14-6-1
Jan. 28	UL-LAFAYETTE*	L, 60-67	DNP	0-0-1	0-5-2	12-3-0	18-0-1	0-1-1
Feb. 2	at Arkansas State*	L, 64-72	15-2-1	8-2-2	0-2-0	5-0-0	0-1-0	5-3-1
Feb. 4	at UALR*	L, 66-70	22-3-2	4-5-1	2-2-0	0-0-1	8-2-1	8-10-0
Feb. 11	SOUTH ALABAMA*	L, 86-88	9-5-9	1-3-1	7-2-1	11-1-2	12-2-3	0-0-0
Feb. 16	at North Texas*	L, 51-86	10-9-0	0-3-0	3-9-1	3-1-0	7-2-1	6-4-0
Feb. 18	at Denver*	L, 57-76	12-1-1	2-3-0	2-3-0	2-1-2	14-0-1	6-6-1
Feb. 23	MIDDLE TENNESSEE*	L, 61-94	7-1-3	4-0-4	4-3-0	8-1-1	10-3-2	3-6-0
Feb. 25	at UL-Lafayette*							

DATE	OPPONENT	RESULT	23 • SMITH	24 • MINGO	33 • MARTIN	35 • LINDSEY	41 • RIBEIRO	55 • BROWN
Nov. 11	at Ole Miss	L, 38-60	DNP	2-0-0	DNP	3-4-0	5-6-1	7-1-1
Nov. 14	INDIANA STATE	L, 59-71	DNP	6-5-0	DNP	3-6-2	6-4-1	15-7-5
Nov. 16	at Tennessee	L, 62-85	0-0-0	11-7-4	0-0-0	4-4-0	8-7-0	18-1-2
Nov. 19	at Southeastern Louisiana	L, 60-63	DNP	2-1-0	DNP	2-4-0	2-3-0	16-3-6
Nov. 21	at Mississippi State	L, 63-78	0-0-0	9-5-1	DNP	2-1-2	2-5-0	21-2-2
Nov. 26	HARDING	L, 68-71	DNP	0-1-0	0-0-0	3-2-1	4-4-0	17-1-1
Nov. 28	at Nicholls State	W, 86-65	DNP	13-4-1	DNP	2-3-3	10-7-1	15-3-3
Dec. 3	LOUISIANA TECH	L, 71-73	DNP	2-6-2	DNP	4-0-0	2-8-0	17-5-2
Dec. 10	at Texas A&M	L, 54-67	DNP	21-9-5	DNP	6-0-0	6-7-1	7-0-1
Dec. 12	NICHOLLS STATE	L, 70-82	DNP	11-7-0	DNP	5-2-4	2-2-0	5-3-0
Dec. 15	NORTHWESTERN STATE	L, 63-76	3-0-0	2-2-0	0-0-0	5-2-1	0-1-0	14-0-4
Dec. 19	at UNLV	L, 63-81	DNP	15-3-0	DNP	3-3-3	0-0-0	12-3-6
Dec. 21	at Indiana State	L, 35-50	DNP	6-2-3	DNP	0-1-0	0-0-0	5-2-0
Dec. 29	WESTERN KENTUCKY*	L, 71-76 OT	DNP	23-4-2	DNP	2-1-1	2-2-0	13-4-5
Dec. 31	ARKANSAS STATE*	L, 63-65	DNP	10-4-2	DNP	0-0-0	0-1-0	20-1-2
Jan. 5	at Florida Atlantic*	L, 30-58	DNP	12-3-1	DNP	0-0-0	0-3-0	6-6-1
Jan. 7	at FIU*	W, 54-50	DNP	9-12-2	DNP	0-0-0	DNP	16-3-2
Jan. 12	UALR*	L, 51-72	DNP	5-4-3	DNP	DNP	DNP	11-7-2
Jan. 14	NORTH TEXAS*	L, 55-68	DNP	3-3-0	DNP	7-2-2	2-5-1	4-4-1
Jan. 19	DENVER*	L, 48-63	DNP	0-3-1	DNP	3-3-2	2-0-0	2-1-2
Jan. 21	at Troy*	L, 63-91	DNP	8-3-0	DNP	8-0-3	DNP	6-0-0
Jan. 28	UL-LAFAYETTE*	L, 60-67	DNP	3-3-1	DNP	0-0-0	3-3-0	24-5-6
Feb. 2	at Arkansas State*	L, 64-72	DNP	8-11-0	DNP	5-2-3	13-6-0	5-1-0
Feb. 4	at UALR*	L, 66-70	DNP	17-7-3	DNP	0-2-2	2-2-0	3-2-1
Feb. 11	SOUTH ALABAMA*	L, 86-88	DNP	14-8-1	DNP	4-4-5	DNP	28-4-1
Feb. 16	at North Texas*	L, 51-86	DNP	5-7-1	DNP	0-3-0	DNP	17-2-2
Feb. 18	at Denver*	L, 57-76	DNP	0-3-1	DNP	4-1-1	DNP	15-0-2
Feb. 23	MIDDLE TENNESSEE*	L, 61-94	DNP	12-2-0	DNP	0-3-2	DNP	13-2-2
Feb. 25	at UL-Lafayette*							



GAME-BY-GAME TEAM STATISTICS

DATE	GAME	W/L	SCORE	FG-FGA	PCT.	3F-3PA	PCT.	FT-FTA	PCT.	O-D	TOT	F/EJ	A	TO	BLK	STL	1ST	2ND	OT	OT	TP
N11	ULM	L	38	14-49	.286	3-15	.200	7-18	.389	6-28	34	20/0	11	18	2	4	11	27	-	-	38
	at Ole Miss		60	19-57	.333	5-26	.192	17-27	.630	13-35	48	16/0	8	15	8	8	33	27	-	-	60
N14	ULM	L	59	21-57	.368	9-19	.474	8-10	.800	8-25	33	13/1	10	11	3	1	26	33	-	-	59
	Indiana State		71	27-60	.450	8-20	.400	9-11	.818	9-27	36	11/0	14	5	8	6	34	37	-	-	71
N16	ULM	L	62	24-56	.429	8-19	.421	6-8	.750	3-24	27	19/1	15	11	4	6	33	29	-	-	62
	at Tennessee		85	30-67	.448	11-29	.379	14-20	.700	17-29	46	11/0	20	11	5	7	33	52	-	-	85
N19	ULM	L	60	25-56	.446	5-19	.263	5-7	.714	6-18	24	15/0	12	9	1	8	27	33	-	-	60
	at Southeastern La.		63	22-44	.500	8-15	.533	11-18	.611	8-27	35	8/0	13	16	5	2	39	24	-	-	63
N21	ULM	L	63	25-51	.490	6-16	.375	7-9	.778	5-21	26	9/0	11	14	1	6	26	37	-	-	63
	at Mississippi State		78	31-61	.500	10-27	.370	6-8	.750	10-22	32	9/0	20	8	3	8	31	47	-	-	78
N26	ULM	L	68	26-57	.456	11-24	.458	5-6	.833	3-17	20	19/0	15	10	4	8	24	44	-	-	68
	Harding		71	23-46	.500	9-19	.474	16-19	.842	6-27	33	7/0	16	18	3	2	40	31	-	-	71
N28	ULM	W	86	31-50	.620	12-21	.571	12-19	.632	10-23	33	20/0	15	8	1	3	36	50	-	-	86
	at Nicholls State		65	21-44	.477	9-22	.409	14-18	.778	2-15	17	16/1	12	6	0	3	34	31	-	-	65
D3	ULM	L	71	23-57	.404	6-17	.353	19-23	.826	14-26	40	21/2	15	17	2	2	29	42	-	-	71
	Louisiana Tech		73	26-61	.426	8-24	.333	13-18	.722	11-19	30	23/1	14	10	4	8	32	41	-	-	73
D10	ULM	L	54	22-59	.373	5-24	.208	5-5	1.000	12-17	29	20/1	11	11	1	6	27	27	-	-	54
	at Texas A&M		67	22-48	.458	5-13	.385	18-23	.783	11-25	36	13/0	15	12	1	8	38	29	-	-	67
D12	ULM	L	70	25-65	.385	8-22	.364	12-21	.571	17-25	42	23/1	12	13	2	2	25	45	-	-	70
	Nicholls State		82	27-54	.500	5-17	.294	23-32	.719	9-26	35	19/0	17	8	3	6	37	45	-	-	82
D15	ULM	L	63	20-47	.426	2-9	.222	21-29	.724	9-22	31	24/3	11	15	3	8	35	28	-	-	63
	Northwestern State		76	23-50	.460	13-28	.464	17-27	.630	7-22	29	22/0	15	13	6	12	45	31	-	-	76
D19	ULM	L	63	23-51	.451	6-16	.375	11-14	.786	15-17	32	18/1	10	19	0	7	27	36	-	-	63
	at UNLV		81	25-43	.581	14-23	.609	17-25	.680	7-15	22	14/0	20	12	7	11	37	44	-	-	81
D21	ULM	L	35	14-45	.311	3-14	.214	4-8	.500	8-21	29	19/1	5	12	4	4	15	20	-	-	35
	at Indiana State		50	17-46	.370	5-20	.250	11-14	.786	10-25	35	11/0	12	11	4	3	22	28	-	-	50
D29	ULM	L	71	26-56	.464	5-16	.313	14-19	.737	12-18	30	23/3	11	16	3	9	29	35	7	-	71
	Western Kentucky*		76	22-53	.415	4-13	.308	28-39	.718	18-21	39	21/0	14	15	2	7	34	30	12	-	76
D31	ULM	L	63	25-50	.500	8-17	.471	5-7	.714	6-20	26	19/1	10	13	2	6	31	32	-	-	63
	Arkansas State*		65	22-46	.478	2-7	.286	19-24	.792	8-18	26	13/0	11	9	1	5	22	43	-	-	65
J5	ULM	L	30	8-41	.195	3-13	.231	11-14	.786	10-20	30	11/0	4	13	1	1	7	23	-	-	30
	at Florida Atlantic*		58	23-55	.418	8-20	.400	4-6	.667	12-26	38	15/0	13	8	5	5	23	35	-	-	58
J7	ULM	W	54	18-52	.346	9-23	.391	9-16	.563	14-26	40	15/0	13	12	3	6	31	23	-	-	54
	at FIU*		50	19-58	.328	5-16	.313	7-11	.636	16-22	38	15/1	7	10	7	5	21	29	-	-	50
J12	ULM	L	51	21-58	.362	5-17	.294	4-8	.500	12-18	30	14/0	16	15	3	5	33	18	-	-	51
	UALR*		72	27-54	.500	6-16	.375	12-17	.706	10-26	36	11/0	19	12	4	10	38	34	-	-	72
J14	ULM	L	55	18-55	.327	4-18	.222	15-21	.714	9-35	44	22/0	7	18	2	7	18	37	-	-	55
	North Texas*		68	22-62	.355	8-20	.400	16-24	.667	9-31	40	18/0	12	13	5	7	37	31	-	-	68
J19	ULM	L	48	19-52	.365	6-16	.375	4-6	.667	12-14	26	11/0	10	11	1	3	18	30	-	-	48
	Denver*		63	25-50	.500	4-19	.211	9-12	.750	10-22	32	11/0	16	9	2	3	36	27	-	-	63
J21	ULM	L	63	26-63	.413	6-19	.316	5-12	.417	8-21	29	11/0	12	8	0	4	26	37	-	-	63
	at Troy*		91	35-63	.556	15-32	.469	6-11	.545	9-31	40	11/1	23	10	5	5	42	49	-	-	91
J28	ULM	L	60	21-52	.404	9-18	.500	9-17	.529	4-19	23	17/0	12	17	3	8	24	36	-	-	60
	UL-Lafayette*		67	25-58	.431	4-16	.250	13-20	.650	13-32	45	16/0	10	15	4	6	29	38	-	-	67
F2	ULM	L	64	22-58	.379	4-13	.308	16-25	.640	13-20	33	17/1	7	10	2	9	22	42	-	-	64
	at Arkansas State*		72	23-49	.469	10-23	.435	16-22	.727	7-26	33	17/0	15	11	4	4	34	38	-	-	72
F4	ULM	L	66	22-53	.415	7-18	.389	15-23	.652	8-29	37	27/1	11	14	2	3	28	38	-	-	66
	at UALR*		70	17-50	.340	4-18	.222	32-46	.696	9-28	37	17/0	10	7	2	8	33	37	-	-	70
F11	ULM	L	86	30-63	.476	14-28	.500	12-20	.600	12-20	32	23/1	23	11	2	12	43	43	-	-	86
	South Alabama*		88	26-49	.531	14-22	.636	22-28	.786	7-26	33	19/0	19	14	4	4	35	53	-	-	88
F16	ULM	L	51	19-63	.302	5-23	.217	8-13	.615	13-27	40	15/0	5	12	2	5	28	23	-	-	51
	at North Texas*		86	33-69	.478	8-21	.381	12-19	.632	14-34	48	9/0	15	8	6	8	44	42	-	-	86
F18	ULM	L	57	20-42	.476	5-11	.455	12-17	.706	4-16	20	9/0	9	11	1	5	29	28	-	-	57
	at Denver*		76	26-47	.553	16-34	.471	8-8	1.000	5-21	26	12/0	22	11	6	9	37	39	-	-	76
F23	ULM	L	61	20-43	.465	7-15	.467	14-27	.519	4-21	25	20/2	14	17	5	4	23	38	-	-	61
	Middle Tennessee*		94	35-60	.583	10-19	.526	14-20	.700	10-27	37	22/0	30	11	3	7	46	48	-	-	94
F25	ULM																				
	at UL-Lafayette*																				

* denotes Sun Belt Conference game



TEAM SUPERLATIVES

ULM	HIGHS	LOWS
Points	86, at Nicholls State (11/28); vs. South Alabama (2/11)	30, at Florida Atlantic (1/5)
First-Half Points	43, vs. South Alabama (2/11)	7, at Florida Atlantic (1/5)
Second-Half Points	50, at Nicholls State (11/28)	18, vs. UALR (1/12)
Winning Margin	21, at Nicholls State (11/28)	4, at FIU (1/7)
Field Goals	31, at Nicholls State (11/28)	8, at Florida Atlantic (1/5)
Field-Goal Attempts	65, vs. Nicholls State (12/12)	41, at Florida Atlantic (1/5)
Field-Goal Percentage	.620 (31-50), at Nicholls State (11/28)	.195 (8-41), at Florida Atlantic (1/5)
3-Point Field Goals	14, vs. South Alabama (2/11)	2, vs. Northwestern State (12/15)
3-Point Attempts	28, vs. South Alabama (2/11)	9, vs. Northwestern State (12/15)
3-Point Percentage	.571 (12-21), at Nicholls State (11/28)	.200 (3-15), at Ole Miss (11/11)
Free Throws	21, vs. Northwestern State (12/15)	4 (three times)
Free-Throw Attempts	29, vs. Northwestern State (12/15)	5, at Texas A&M (12/10)
Free-Throw Percentage	1.000 (5-5), at Texas A&M (12/10)	.389 (7-18), at Ole Miss (11/11)
Rebounds	44, vs. North Texas (1/14)	20, vs. Harding (11/26)
Offensive Rebounds	17, vs. Nicholls State (12/12)	3, at Tennessee (11/16); vs. Harding (11/26)
Defensive Rebounds	35, vs. North Texas (1/14)	14, vs. Denver (1/19)
Personal Fouls	27, at UALR (2/4)	9, at Mississippi State (11/21); at Denver (2/18)
Assists	23, vs. South Alabama (2/11)	4, at Florida Atlantic (1/5)
Turnovers	19, at UNLV (12/19)	8, at Nicholls State (11/28); at Troy (1/21)
Blocked Shots	5, vs. Middle Tennessee (2/23)	0, at UNLV (12/19); at Troy (1/21)
Steals	12, vs. South Alabama (2/11)	1, vs. Indiana State (11/14); at Florida Atlantic (1/5)

OPPONENTS	HIGHS	LOWS
Points	94, Middle Tennessee (2/23)	50, Indiana State (12/21); FIU (1/7)
First-Half Points	46, Middle Tennessee (2/23)	21, FIU (1/7)
Second-Half Points	53, South Alabama (2/11)	24, Southeastern La. (11/19)
Winning Margin	35, North Texas (2/16)	2 (three times)
Field Goals	35, Troy (1/21); Middle Tennessee (2/23)	17, Indiana State (12/21); at UALR (2/4)
Field-Goal Attempts	69, North Texas (2/16)	43, UNLV (12/19)
Field-Goal Percentage	.583 (35-60), Middle Tennessee (2/23)	.328 (19-58), FIU (1/7)
3-Point Field Goals	16, Denver (2/18)	2, Arkansas State (12/31)
3-Point Attempts	34, Denver (2/18)	7, Arkansas State (12/31)
3-Point Percentage	.636 (14-22), South Alabama (2/11)	.192 (5-26), Ole Miss (11/11)
Free Throws	32, UALR (2/4)	4, Florida Atlantic (1/5)
Free-Throw Attempts	46, UALR (2/4)	6, Florida Atlantic (1/5)
Free-Throw Percentage	.842 (16-19), Harding (11/26)	.545 (6-11), at Troy (1/21)
Rebounds	48, Ole Miss (11/11); North Texas (2/16)	17, Nicholls State (11/28)
Offensive Rebounds	17, Tennessee (11/16)	2, Nicholls State (11/28)
Defensive Rebounds	35, Ole Miss (11/11)	15, Nicholls State (11/28); UNLV (12/19)
Personal Fouls	23, Louisiana Tech (12/3)	7, Harding (11/26)
Assists	30, Middle Tennessee (2/23)	7, FIU (1/7)
Turnovers	18, Harding (11/26)	5, Indiana State (11/14)
Blocked Shots	8, Ole Miss (11/11); Indiana State (11/14)	0, Nicholls State (11/28)
Steals	12, Northwestern State (12/15)	2, Southeastern La. (11/19); Harding (11/26)



INDIVIDUAL SUPERLATIVES

ULM HIGHS

Points.....	28, Fred Brown vs. South Alabama (2/11)
Field Goals.....	10, Fred Brown vs. South Alabama (2/11)
Field-Goal Attempts.....	18, Fred Brown at Southeastern La. (11/19)
Field-Goal Pct. (min 5 made).....	.778 (7-9), Steven McClellan at UNLV (12/19)
3-Point Field Goals.....	6, Fred Brown vs. South Alabama (2/11)
3-Points Field-Goal Attempts.....	10, Fred Brown vs. South Alabama (2/11)
3-Point Field-Goal Pct. (min 2 made).....	1.000 (2-2), Hugh Mingo at Texas A&M (12/10); Trent Mackey at Tennessee (11/16)
Free Throws.....	8, Hugh Mingo at Florida Atlantic (1/5)
Free-Throw Attempts.....	8, Hugh Mingo at Florida Atlantic (1/5); Steven McClellan vs. North Texas (1/14)
Free-Throw Pct. (min 3 made).....	1.000 (8-8), Hugh Mingo at Florida Atlantic (1/5)
Rebounds.....	13, Steven McClellan vs. North Texas (1/14)
Assists.....	9, Marcellis Hansberry vs. South Alabama (2/11)
Turnovers.....	5 (five times)
Blocked Shots.....	4, Christian Bibi Ndongo vs. Harding (11/26)
Steals.....	5, Trey Lindsey vs. South Alabama (2/11)

OPPONENT HIGHS

Points.....	33, Freddie Goldstein vs. South Alabama (2/11)
Field Goals.....	10, Chace Stanback, UNLV (12/19); Freddie Goldstein vs. South Alabama (2/11)
Field-Goal Attempts.....	18, Phil Taylor, FIU (1/7)
Field-Goal Pct. (min 5 made).....	1.000 (6-6), Zach Roddenberry, Harding (11/26)
3-Point Field Goals.....	9, Freddie Goldstein vs. South Alabama (2/11)
3-Points Field-Goal Attempts.....	12, Freddie Goldstein vs. South Alabama (2/11)
3-Point Field-Goal Pct. (min 2 made).....	1.000 (3-3), Daron Populist, Southeastern La. (11/19)
Free Throws.....	11, D'Andre Williams, UALR (2/4)
Free-Throw Attempts.....	13, Terrance Henry, Ole Miss (11/11)
Free-Throw Pct. (min 3 made).....	1.000 (7-7), Deantra Scott, Harding (11/26)
Rebounds.....	17, Murphy Holloway, Ole Miss (11/11)
Assists.....	12, Will Weathers, Troy (1/21)
Turnovers.....	5 (four times)
Blocked Shots.....	6, Tony Mitchell, North Texas (2/16)
Steals.....	4 (four times)

ULM INDIVIDUAL PERFORMANCES

POINTS

28.....	Fred Brown, vs. South Alabama (2/11)
24.....	Fred Brown, vs. UL-Lafayette (1/28)
23.....	Hugh Mingo, vs. Western Kentucky (12/29)
22.....	Marcellis Hansberry, at UALR (2/4)
21.....	Fred Brown, at Mississippi State (11/21)
21.....	Hugh Mingo, at Texas A&M (12/10)
20.....	Charles Winborne, vs. Nicholls State (12/12)
20.....	Fred Brown, vs. Arkansas State (12/31)
19.....	Charles Winborne, at Nicholls State (11/28)
18.....	Fred Brown, at Tennessee (11/16)
18.....	Charles Winborne, vs. Harding (11/26)
18.....	Charles Winborne, vs. Denver (1/19)
18.....	Charles Winborne, vs. UL-Lafayette (1/28)

REBOUNDS

13.....	Steven McClellan, vs. North Texas (1/14)
12.....	Hugh Mingo, at FIU (1/7)
11.....	Steven McClellan, vs. Nicholls State (12/12)
11.....	Hugh Mingo, at Arkansas State (2/2)
10.....	Steven McClellan, at UALR (2/4)
9.....	Hugh Mingo, at Texas A&M (12/10)
9.....	Steven McClellan, vs. Northwestern State (12/15/11)
9.....	Steven McClellan, at FIU (1/7)
9.....	Marcellis Hansberry, at North Texas (2/16)
9.....	Christian Bibi Ndongo, at North Texas (2/16)

ASSISTS

9.....	Marcellis Hansberry, vs. South Alabama (2/11)
7.....	Trent Mackey, at FIU (1/7)
6.....	Fred Brown, at Southeastern La. (11/19)
6.....	Fred Brown, at UNLV (12/19)
6.....	Fred Brown, vs. UL-Lafayette (1/28)

STEALS

5.....	Trey Lindsey, vs. South Alabama (2/11)
4.....	Fred Brown, at UNLV (12/19)
4.....	R.J. McCray, vs. Western Kentucky (12/29)
4.....	Hugh Mingo, at FIU (1/7)
3.....	Fred Brown, at Southeastern La. (11/19)
3.....	Steven McClellan, at Texas A&M (12/10)
3.....	R.J. McCray, at Troy (1/21)
3.....	Fred Brown, vs. UL-Lafayette (1/28)
3.....	Hugh Mingo, at North Texas (2/16)

BLOCKED SHOTS

4.....	Christian Bibi Ndongo, vs. Harding (11/26)
2.....	Christian Bibi Ndongo, vs. Indiana State (11/14)
2.....	R.J. McCray, at Tennessee (11/16)
2.....	Hugh Mingo, at FIU (1/7)
2.....	Hugh Mingo, vs. UALR (1/12)
2.....	Christian Bibi Ndongo, vs. UL-Lafayette (1/28)
2.....	Christian Bibi Ndongo, vs. South Alabama (2/11)
2.....	Christian Bibi Ndongo, at North Texas (2/16)
2.....	Christian Bibi Ndongo, vs. Middle Tennessee (2/23)

3-POINT FIELD GOALS

6.....	Fred Brown, vs. South Alabama (2/11)
4.....	Fred Brown, at Tennessee (11/16)
4.....	Charles Winborne, vs. Indiana State (11/14)
4.....	Trent Mackey, at Nicholls State (11/28)
4.....	Fred Brown, vs. Louisiana Tech (12/3)
4.....	Trent Mackey, vs. UL-Lafayette (1/28)
4.....	Charles Winborne, vs. South Alabama (2/11)

FREE THROWS

8.....	Hugh Mingo, at Florida Atlantic (1/5)
7.....	Steven McClellan, vs. North Texas (1/14)
6.....	Fred Brown, at UNLV (12/19)
6.....	Fred Brown, vs. UL-Lafayette (1/28)



THE LAST TIME...


The last time ULM...

Played a ranked opponent	L, 63-81, at No. 21 UNLV (12/19/11)
Won in the last second	vs. UL-Lafayette (3/6/10)
Lost in the last second	86-88, vs. South Alabama (2/11/12)
Played in overtime	L, 71-76, vs. Western Kentucky (12/29/11)
Won an overtime game	W, 72-67, at Iowa (11/30/07)
Lost an overtime game	L, 71-76, vs. Western Kentucky (12/29/11)
Scored 100 points or more points	105, vs. Alcorn State (11/27/07)
Scored 90 points or more points	99, vs. U of the Southwest (12/28/09)
Scored 80 or more points	86, vs. South Alabama (2/11/12)
Scored fewer than 50 points	48, vs. Denver (1/19/12)
Had four double-digit scorers	Brown (28), Mingo (14), Winborne (12), Mackey (11), vs. South Alabama (2/11/12)
Had five double-digit scorers	vs. UALR (1/12/12)
Had no double-digit scorers	at Indiana State (12/21/11)
Had more than 20 assists	23, vs. South Alabama (2/11/12)
Had fewer than 10 assists	9, at Denver (2/18/12)
Had more than 10 blocks	10, vs. William Carey (12/2/06)
Had more than 10 steals	12, vs. South Alabama (2/11/12)
Had more than 20 turnovers	26, at Iowa (11/16/10)
Had fewer than 10 turnovers	8, at Troy (1/21/12)
Made more than 30 field goals	30, vs. South Alabama (2/11/12)
Made more than 40 field goals	41, vs. Texas College (12/22/03)
Made more than 50 field goals	51, vs. Georgia Southern (1978-79)
Shot over 50 pct from field500 (25-50), vs. Arkansas State (12/31/11)
Shot over 60 pct from field620 (31-50), at Nicholls State (11/28/11)
Shot less than 40 pct from field302 (19-63), at North Texas (2/16/12)
Made more than 10 3-pointers	14, vs. South Alabama (2/11/12)
Made more than 15 3-pointers	15, vs. Middle Tennessee (1/24/08)
Shot over 50 pct from 3500 (14-28), vs. South Alabama (2/11/12)
Shot over 60 pct from 3615 (8-13), at UL-Lafayette (1/22/11)
Shot less than 30 pct from 3217 (5-23), at North Texas (2/16/12)
Made more than 20 free throws	21, vs. Northwestern State (12/15/11)
Made more than 30 free throws	30, vs. Troy (12/31/09)
Shot over 80 pct free throws826 (19-23), vs. Louisiana Tech (12/3/11)
Shot over 90 pct free throws	1.000 (5-5), at Texas A&M (12/10/11)

The last time a ULM player...

Had a double-double (pts-rbs)	Tommie Sykes (18 pts and 12 rbs), at North Texas (2/19/11)
Had a double-double (pts-assts)	Tony Hooper (12 pts and 14 assts), vs. Lamar (2/25/06)
Had 20 points or more	Marcelis Hansberry (28), vs. South Alabama (2/11/12)
Had 30 points or more	Tommie Sykes (32), vs. Union College (1/4/11)
Had 40 points or more	Henry Steele (40), vs. Louisiana College (1970-71)
Had 50 points or more	Glynn Saulters (51), vs. Nicholls State (1967-68)
Had 10 or more rebounds	Steven McClellan, at UALR (2/4/12)
Had 15 or more rebound	Lance Brasher (17), vs. Middle Tennessee (1/24/08)
Had 20 or more rebounds	Terry Martin (22), vs. Dayton (11/3/83)
Had 10 or more assists	Tony Hooper (14), vs. Lamar (2/25/06)
Had five or more steals	Trey Lindsey (5), vs. South Alabama (2/11/12)
Had 10 or more steals	Arthur Hayes (10), vs. McNeese State (1983)
Had five or more blocks	Rudy Turner (6), vs. Western Kentucky (2/4/10)



Game 1 • Nov. 11 • Tad Smith Coliseum • Oxford, Miss.		
	ULM	38
	OLE MISS	60



Game 2 • Nov. 14 • Fant-Ewing Coliseum • Monroe, La.		
	INDIANA STATE	71
	ULM	59

MONROE, La. - Indiana State closed the game on a 13-5 run to defeat ULM 71-59 Monday night inside Fant-Ewing Coliseum. The game was the first of two this season between the two teams as ULM will make a return trip to Terre Haute, Ind. in December.

The defending Missouri Valley Tournament champions shot 45.0 percent from the field and knocked in eight 3-pointers to move to 2-0 on the season. ULM (0-2) countered by shooting 36.8 percent and going 9-of-19 from 3-point range to show dramatic improvement from Friday's season opener at Ole Miss.

Senior guard Fred Brown had season-highs of 15 points, seven rebounds and five assists to lead ULM, while sophomore guard Charles Winborne chipped in 12 points - all on 3-pointers -- for his first double-digit scoring output with the Warhawks.

The Warhawks were within one at 52-51 with 10:09 to play, but that is as close as they would get. Leading 58-54, Indiana State's Jordan Printy drained a 3-pointer from the right corner to kick-start the 13-5 run with 7:12 left in the game. ISU's Dwayne Lathan, a Chatham, La. product, knocked home a pair of free throws to give the Sycamores their biggest lead of the night (71-57) with 1:28 remaining.

Winborne hit 3-pointers on back-to-back possessions, and senior guard Hugh Mingo added a layup as ULM cut the Indiana State lead to 50-48 with 11:14 remaining. ULM got to within one (52-51) on Winborne's fourth 3-pointer of the night. The Warhawks hit seven of their nine 3-pointers in the second half.

Indiana State hit seven of its first 13 shots, including three 3-pointers, to build an early 17-8 lead. Another 3 by Lucas Eitel gave the Sycamores a 20-10 advantage - its largest lead of the half - with 11:34 before the break. The Sycamores had a 34-26 lead at the break.

Carl Richard led Indiana State with 15 points and 10 rebounds, followed by Jake Odum and Printy with 13 points each. Lathan finished the night with nine points, five rebounds and two assists in his return to Louisiana.

No.	Indiana State	FG	3FG	FT	R	F	TP	A	TO	B	S	MIN
34	Walker, M.	3-7	0-0	0-1	3	0	6	1	1	2	0	28
13	Odum, J.	5-9	0-0	3-4	5	3	13	6	1	1	2	35
15	Richard, C.	6-15	1-3	2-2	10	1	15	0	0	1	3	26
24	Printy, J.	5-11	3-9	0-0	4	1	13	2	0	0	0	32
25	McWhorter, S.	3-5	1-1	2-2	2	3	9	2	0	1	0	30
02	Eitel, L.	2-3	2-2	0-0	3	0	6	1	1	0	0	14
05	Gant, J.	0-1	0-0	0-0	2	1	0	0	1	2	0	9
20	Lathan, D.	3-9	1-5	2-2	5	2	9	2	1	1	1	26
TEAM		2										
TOTALS		27-60	8-20	9-11	36	11	71	14	5	8	6	200
		(.450) (.400) (.818)										

No.	ULM	FG	3FG	FT	R	F	TP	A	TO	B	S	MIN
35	Lindsey, T.	1-1	1-1	0-0	6	5	3	2	0	0	0	18
41	Ribeiro, F.	3-10	0-0	0-0	4	2	6	1	3	0	0	21
10	Mackey, T.	2-4	2-4	2-2	2	0	8	0	3	0	0	26
24	Mingo, H.	3-13	0-3	0-0	5	2	6	0	3	1	0	28
55	Brown, F.	4-13	2-4	5-7	7	3	15	5	0	0	0	30
03	Hansberry, M.	2-4	0-2	1-1	0	0	5	0	1	0	0	10
04	McCray, R.	2-4	0-0	0-0	3	0	4	0	0	0	0	18
05	Bibi Ndongo, C.	0-1	0-0	0-0	2	0	0	1	0	2	1	23
11	Winborne, C.	4-7	4-5	0-0	0	1	12	1	1	0	0	26
TEAM		4										
TOTALS		21-57	9-19	8-10	33	13	59	10	11	3	1	200
		(.368) (.474) (.800)										

Technical Fouls: None

Officials: Gary Maxwell, Steven Anderson, Tony Henderson

Attendance: 1,236

Score by Half

Indiana State.....	34-37	71
ULM	26-33	59

Game 3 • Nov. 16 • Thompson-Boling Arena • Knoxville, Tenn.		
	ULM	62
	TENNESSEE	85

KNOXVILLE, Tenn. - Fred Brown scored a game-high 18 points and the Warhawks led by as many as four in the second half, but it was not enough as Tennessee pulled away for an 85-62 victory Wednesday evening inside Thompson-Boling Arena.

The Volunteers shot 57.1 percent from the field in the second half and outscored the Warhawks by 25 points over the final 13 minutes. Tennessee (2-0) finished with a 34-10 advantage in the paint.

ULM (0-3) had its best shooting effort of the season, finishing at 42.9 percent from the field. The 62 points scored were also a season high. Senior guard Hugh Mingo was the only other ULM player to score in double figures, finishing with 11 points, seven rebounds and four assists. Senior center Fabio Ribeiro scored eight points and had seven rebounds.

ULM led by as many as four points (39-35) early in the second half following 3s from Trent Mackey and Charles Winborne. A jumper from Ribeiro gave ULM its final lead at 48-46 with 13:45 remaining.

Tennessee exploded for a 29-9 run midway through the second half to take a 75-57 advantage with 4:44 remaining in the game. The Vols hit four 3-pointers during that stretch and wore down an undersized ULM team in the paint.

Trae Golden, the reigning SEC Player of the Week, led five Tennessee players in double figures with 17 points and 11 assists. Skylar McBees had 15 points, Cameron Tatum chipped in 13 points and Jeronne Maymon and Josh Richardson each had 11 points.

The Vols scored nine straight points - five from Golden - to take a 55-48 advantage. Richardson added a dunk and a 3-pointer to extend the Tennessee to 62-51 with 9:30 left in the game. Tatum added 3-pointers on back-to-back possessions to build the Vols lead to 75-57.

Tennessee finished with a 46-27 rebounding edge and took advantage of it by outscoring ULM 15-4 on second-chance points.

ULM held Tennessee to 31.3 percent shooting in the first half as the two teams were tied 33-all at halftime. Brown scored 10 points in the half, including a pair of 3-pointers to lead the way for the Warhawks, who shot 46.9 percent.

After falling behind 9-0 to start the game, the Warhawks rallied back with a 16-6 run - capped by a 3-pointer from Brown - to take its first lead of the game with 10:25 remaining before intermission. Neither team led by more than four points the rest of the half.

Mingo hit back-to-back shots to give ULM its largest lead of the half at 33-31 with 1:07 left.

No.	ULM	FG	3FG	FT	R	F	TP	A	TO	B	S	MIN
35	Lindsey, T.	1-3	0-1	2-2	4	5	4	0	1	0	1	20
41	Ribeiro, F.	4-11	0-0	0-0	7	3	8	0	0	1	1	33
10	Mackey, T.	2-2	2-2	0-0	1	2	6	1	1	0	1	23
11	Winborne, C.	2-6	2-5	0-0	2	1	6	5	1	0	0	23
55	Brown, F.	6-14	4-8	2-2	1	4	18	2	2	0	2	28
03	Hansberry, M.	2-5	0-1	0-0	2	1	4	2	0	0	0	19
04	McCray, R.	2-3	0-0	1-2	0	1	5	1	4	2	1	23
24	Smith, R.	0-0	0-0	0-0	0	0	0	0	0	0	0	2
24	Mingo, H.	5-12	0-2	1-2	7	2	11	4	0	1	0	27
33	Martin, D.	0-0	0-0	0-0	0	0	0	0	2	0	0	2
TEAM		3										
TOTALS		24-56	8-19	6-8	27	19	62	15	11	4	6	200
		(.429) (.421) (.750)										

No.	Tennessee	FG	3FG	FT	R	F	TP	A	TO	B	S	MIN
20	Hall, K.	1-5	0-0	0-0	5	1	2	1	3	2	0	17
34	Maymon, J.	5-6	0-0	1-3	11	0	11	1	2	0	0	23
52	McRae, J.	3-9	1-5	2-2	1	1	9	1	3	2	0	17
11	Golden, T.	5-11	1-4	6-7	3	2	17	11	3	0	0	31
23	Tatum, C.	4-10	3-6	2-3	4	1	13	2	0	0	2	31
01	Richardson, J.	4-7	1-3	2-2	2	1	11	2	0	0	2	18
02	Campbell, G.	0-0	0-0	0-0	0	0	0	0	0	0	0	1
03	Woolridge, R.	0-4	0-2	0-0	5	0	0	0	0	1	0	15
13	McBees, S.	5-11	5-9	0-0	3	2	15	2	0	0	2	30
24	Lopez, B.	0-0	0-0	0-0	0	0	0	0	0	0	0	2
25	Miller, D.	3-4	0-0	1-3	6	3	7	0	0	0	1	15
TEAM		6										
TOTALS		30-67	11-29	14-20	46	11	85	20	11	5	7	200
		(.448) (.379) (.700)										

Technical Fouls: None

Officials: Tony Greene, Mike Nance, Chuck Jones

Attendance: 14,751

Score by Half

ULM	33-29	62
Tennessee	33-52	85

Game 4 • Nov. 19 • University Center • Hammond, La.		
	ULM	60
	SOUTHEASTERN LA.	63

HAMMOND, La. - Fred Brown had his 3-point attempt rim out at the buzzer as Southeastern Louisiana held on to defeat ULM 63-60 Saturday evening inside the University Center.

Brown took the inbound pass with 5.7 seconds remaining and got a wide-open 3-point attempt that would have tied the game. Brown finished with a team-high 16 points and six assists on 8-of-18 shooting for the Warhawks. Sophomore guard Charles Winborne totaled a career-best 15 points, and sophomore guard Marcellis Hansberry finished with 11 points.

The Warhawks (0-4) trailed 39-27 at the break, but used a strong defensive performance in the second half to get back into the game. ULM got to as close as one at 61-60 with 23 seconds remaining.

The Lions (2-1) looked to be in control up 61-56 with 1:00 remaining before ULM scored four straight points to make it interesting. Hansberry connected on two free throws with 34 seconds remaining, then stole the ensuing inbound pass and dished off to senior forward Christian Bibi Ndongo for the easy lay-in with 23 seconds left.

ULM looked to have another steal with 10 seconds remaining and down 61-60, but Hansberry was called out-of-bounds, giving the ball back to Southeastern Louisiana. Daron Populist converted a pair of free throw attempts to give the Lions their final margin of victory.

Brandon Fortenberry led Southeastern Louisiana with 23 points on 9-of-13 shooting, while Roosevelt Johnson chipped in 20 points and eight rebounds. Populist hit all four of his shot attempts, including three 3-pointers to register 13 points.

ULM used a 10-0 run midway through the second half to cut a 14-point Southeastern lead to four at 47-43 with 9:39 remaining. A layup by Brown and a pair of free throws by freshman Trey Lindsey narrowed the deficit to 50-47 with 6:54 remaining.

Fortenberry had 15 points in the first half and helped Southeastern Louisiana to a 39-27 lead at the break. The Lions shot 56 percent from the field in the half and made five 3-pointers.

After ULM scored the opening two points, Southeastern Louisiana countered with a 13-2 run to take a 13-4 advantage with 14:06 remaining in the first half. Fortenberry and Johnson each had four points during that stretch for the Lions.

ULM answered by scoring nine straight points to cut the lead to 13-11, capped by a jumper from Brown.

The Lions then scored 10 of the next 14 points in the game to build a 23-14 advantage with 7:20 remaining in the half. A Fortenberry 3-pointer gave Southeastern Louisiana its largest lead of the half at 37-23 with just under three minutes left before halftime.

No.	ULM	FG	3FG	FT	R	F	TP	A	TO	B	S	MIN
05	Bibi Ndongo, C.	2-3	0-0	1-2	2	3	5	0	0	1	1	22
04	McCray, R.	2-5	1-4	0-0	0	1	5	1	0	0	0	13
10	Mackey, T.	1-1	0-0	0-0	0	1	2	0	2	0	0	7
24	Mingo, H.	1-5	0-2	0-0	1	2	2	0	0	0	1	17
55	Brown, F.	8-18	0-4	0-0	3	2	16	6	3	0	3	40-
03	Hansberry, M.	4-8	1-2	2-3	5	4	11	2	1	0	1	25
11	Winborne, C.	6-12	3-6	0-0	3	2	15	3	2	0	1	35
35	Lindsey, T.	0-3	0-1	2-2	4	1	2	0	0	0	0	21
41	Ribeiro, F.	1-1	0-0	0-0	3	1	2	0	1	0	1	20
TEAM		3										
TOTALS		25-56	5-19	5-7	24	15	60	12	9	1	8	200
		(.446) (.263) (.714)										

No.	Southeastern La.	FG	3FG	FT	R	F	TP	A	TO	B	S	MIN
10	Johnson, R.	7-15	0-0	6-8	8	2	20	0	2	3	0	32
25	Petrovic, J.	1-3	0-0	0-0	5	2	2	0	2	0	0	19
05	Fortenberry, B.	9-13	4-8	1-4	5	0	23	3	1	1	1	38
12	Populist, D.	4-4	3-3	2-2	0	1	13	1	2	0	0	27
22	Campbell, J.	1-4	1-2	1-2	4	0	4	2	4	1	0	32
01	Nelson, T.	0-0	0-0	0-0	2	0	0	0	0	0	0	6
11	Benton, A.	0-3	0-1	0-0	3	0	0	1	1	0	0	19
20	Patterson, D.	0-2	0-1	0-0	4	3	0	5	4	0	1	20
24	Harrel, M.	0-0	0-0	1-2	0	0	1	1	0	0	0	7
TEAM		4										
TOTALS		22-44	8-15	11-18	35	8	63	13	16	5	2	200
		(.500) (.533) (.611)										

Technical Fouls:



Game 5 - Nov. 22 - Humphrey Coliseum - Starkville, Miss.				
	ULM	63		78
	MISSISSIPPI STATE			

STARKVILLE, Miss. - No. 24 Mississippi State used a pair of big runs to defeat ULM 78-63 Monday evening inside Humphrey Coliseum. It marked the end to a tough start to the season for the Warhawks (0-5) in which they played five games in 11 days - four on the road.

The Bulldogs had runs of 14-0 (first half) and 18-1 (second half) to win their fourth straight and improve to 5-1 on the season. The Warhawks did not make it easy though as they led by as many as eight in the first half and trailed just 31-26 at the break.

Senior guard Fred Brown turned in another stellar performance for the Warhawks with a season-high 21 points on 7-of-12 shooting. Brown connected on 3-of-5 from 3-point range while also tallying two assists and two steals.

ULM upped its shooting for the fifth straight game and finished the contest shooting 49.0 percent from the field. Mississippi State countered by shooting 50.8 percent from the field and knocking in 10 3-pointers.

With the Warhawks leading by two, Mississippi State used an 18-1 run to take a 57-42 advantage with 10:10 remaining in the game. The run spanned 5:57 and was capped by a 3-pointer by Dee Bost. Bost led the Bulldogs with 21 points and five assists in the game, including four 3-pointers.

Rodney Hood chipped in 20 points and eight assists and Brian Bryant finished with 17 points, 10 rebounds and four assists for the Bulldogs.

Mississippi State took advantage of its size with a 36-16 advantage in the paint and a 17-3 edge in second-chance points. ULM hung in on the boards against the Bulldogs with just a 32-26 deficit.

Sophomore guard Marcelis Hansberry also had a season-best night with 13 points, while senior guard Hugh Mingo and sophomore guard Charles Winborne each contributed nine points for ULM.

ULM hit four of its first five shots of the game, including a pair of 3-pointers by Brown, to take an early 11-5 advantage. Hansberry scored on a layup with 13:51 to give the Warhawks a 15-10 lead.

Mississippi State reeled off five straight points - all from Jalen Steele -- to tie the score at 15-15 with 12:13 remaining in the first half before ULM used an 8-0 run to build its largest lead of the game.

Freshman Trey Lindsey hit a jumper just inside in the 3-point line and R.J. McCray followed with a jumper of his own to vault the Warhawks in front 19-15 at the 9:08 mark of the first half. Hugh Mingo connected on a layup and Hansberry scored in transition to give ULM its largest lead at 23-15 with 7:49 remaining before halftime.

Mississippi State quickly responded, embarking on a 14-0 run spanning over seven minutes, to take a 29-23 advantage. Brown broke the run with a 3-pointer at the 1:18 mark to pull the Warhawks within three points.

The Warhawks opened the second half on 9-4 run to knot the score at 35-35 with 16:03 remaining. A jumper by Hansberry gave ULM its final lead at 41-39 with 14:31 left in the game.

No.	ULM	FG	3FG	FT	R	F	TP	A	TO	B	S	MIN
41	Ribeiro, F.	1-1	0-0	0-0	5	2	2	0	3	1	0	24
03	Hansberry, M.	6-13	0-2	1-2	2	1	13	0	0	0	1	33
10	Mackey, T.	2-6	1-4	0-0	3	1	5	3	3	0	0	28
11	Winborne, C.	4-9	1-3	0-0	4	1	9	0	2	0	0	25
55	Brown, F.	7-12	3-5	4-4	2	0	21	2	3	0	2	34
04	McCray, R.	1-2	0-0	0-0	2	1	2	3	2	0	2	22
23	Smith, R.	0-0	0-0	0-0	0	0	0	0	0	0	0	1
24	Mingo, H.	3-6	1-2	2-3	5	1	9	1	0	0	0	16
33	Martin, D.	0-1	0-0	0-0	0	0	0	0	0	0	0	1
35	Lindsey, T.	1-1	0-0	0-0	1	2	2	2	0	0	1	16
TEAM		2										
TOTALS		25-51	6-16	7-9	26	9	63	11	14	1	6	200
		(.490) (.375) (.778)										

No.	Mississippi State	FG	3FG	FT	R	F	TP	A	TO	B	S	MIN
30	Lewis, W.	2-2	0-0	0-0	5	3	4	1	0	0	0	32
00	Steele, J.	3-9	2-7	0-0	2	1	8	5	2	0	0	25
03	Bost, D.	7-16	4-9	3-4	3	4	21	5	1	0	3	31
04	Hood, R.	9-13	2-4	0-0	8	0	20	1	1	0	2	36
22	Bryant, B.	7-11	0-1	3-4	10	0	17	4	0	3	3	35
11	Clayton, R.	0-0	0-0	0-0	0	0	0	0	0	0	0	1
12	Parker, C.	0-0	0-0	0-0	0	0	0	0	0	0	0	1
15	Price, B.	0-0	0-0	0-0	0	0	0	0	0	0	0	1
20	Luczak, T.	0-0	0-0	0-0	1	0	0	0	0	0	0	1
24	Cunningham, T.	0-2	0-1	0-0	0	0	0	0	0	0	0	1
25	Johnson, R.	0-0	0-0	0-0	1	0	0	0	1	0	0	7
33	Smith, D.	3-8	2-5	0-0	1	1	8	4	3	0	0	29
TEAM		1										
TOTALS		31-61	10-27	6-8	32	9	78	20	8	3	8	200
		(.508) (.370) (.750)										

Technical Fouls: None

Officials: Mike Stuart, Pad Adams, Ed Corbett

Attendance: 4,892

Score by Half

ULM	26-37	63
Mississippi State	31-47	78

Game 6 - Nov. 26 - Fant-Ewing Coliseum - Monroe, La.		
	HARDING	71
	ULM	68

MONROE, La. - Sophomore guard Marcelis Hansberry had his 3-point attempt come up short in the final seconds as Harding defeated ULM 71-68 Saturday afternoon inside Fant-Ewing Coliseum.

The Warhawks (0-6) trailed by 11 with 3:24 remaining before making a furious comeback to cut the lead to as close as two. ULM knocked in a trio of 3-pointers during the run and finished 11-of-23 from beyond the arc in the game - the most 3-pointers ULM has made in a game since the 2007-08 season.

Sophomore guard Charles Winborne set a career high with 18 points on 7-of-12 shooting from the field. Winborne is the only ULM player to hit a 3-pointer in all six games this season. Senior guard Fred Brown chipped in 17 points and freshman Trent Mackey scored a career-best 13 points off the bench.

Trailing 66-55, ULM quickly scored five straight points - all from Mackey - to make it a 66-60 game with 2:16 to play. Mackey hit another jumper at the 1:30 mark and Brown knocked home a 3-pointer with 40 seconds remaining to cut the Harding lead to 68-65.

After a pair of free throws from Harding's Weston Jameson, Winborne connected on a 3-pointer to get the Warhawks within two at 70-68 with 19 seconds remaining. Jameson made 1 of 2 from the free-throw line on Harding's next possession, giving ULM the chance to tie the game.

Deontra Scott scored a game-high 24 points to lead four Harding (1-1) players in double figures. Zach Roddenberry contributed 13 points and seven rebounds, while Hayden Johnson and Bradley Spencer each had 10 points.

Harding shot 56 percent in the first half en route to a 40-24 advantage at the break. The Bisons led by as many as 19 (38-19) with 2:08 remaining in the half.

No.	Harding	FG	3FG	FT	R	F	TP	A	TO	B	S	MIN
12	Walters, M.	2-6	1-4	2-2	2	0	7	2	0	1	0	16
21	Johnson, H.	3-6	2-3	2-2	2	2	10	0	1	0	0	24
42	Roddenberry, Z.	6-6	0-0	1-1	7	2	13	1	1	0	0	24
10	Spencer, B.	4-6	1-2	1-2	5	1	10	5	5	0	0	35
14	Jameson, W.	0-3	0-2	3-4	3	0	3	5	4	0	1	35
03	Silverman, A.	0-3	0-2	0-0	2	0	0	0	0	0	0	5
22	Scott, D.	6-10	5-6	7-7	6	0	24	0	1	2	1	25
24	Porter, K.	1-1	0-0	0-1	1	1	2	3	4	0	0	16
32	Brown, D.	0-2	0-0	0-0	0	0	0	0	1	0	0	5
40	Cannon, L.	1-3	0-0	0-0	3	1	2	0	1	0	0	15
TEAM		2										
TOTALS		23-46	9-19	16-19	33	7	71	16	18	3	2	200
		(.500) (.474) (.842)										

No.	ULM	FG	3FG	FT	R	F	TP	A	TO	B	S	MIN
41	Ribeiro, F.	2-6	0-0	0-0	4	2	4	0	1	0	0	14
03	Hansberry, M.	2-6	0-3	2-3	3	1	6	5	2	0	2	33
11	Winborne, C.	7-12	3-6	1-1	0	2	18	4	1	0	1	30
24	Mingo, H.	0-2	0-1	0-0	1	3	0	0	0	0	0	10
55	Brown, F.	7-14	3-6	0-0	1	0	17	1	1	0	1	27
04	McCray, R.	1-2	0-0	0-0	0	0	2	0	0	0	0	16
05	Bibi Ndongo, C.	1-4	1-2	2-2	5	4	5	1	0	4	1	25
10	Mackey, T.	5-9	3-5	0-0	1	3	13	3	1	0	1	27
33	Martin, D.	0-1	0-0	0-0	0	1	0	0	1	0	1	3
35	Lindsey, T.	1-1	1-1	0-0	2	4	3	1	2	0	1	15
TEAM		3										
TOTALS		26-57	11-24	5-6	20	19	68	15	10	4	8	200
		(.456) (.458) (.833)										

Technical Fouls: None

Officials: John Healy, Mike Million, Matthew Potter

Attendance: 883

Score by Half

Harding	40-31	71
ULM	24-44	68

Game 7 - Nov. 28 - Stophor Gym - Thibodaux, La.		
	ULM	86
	NICHOLLS STATE	65

THIBODAUX, La. - ULM shot a blistering 62 percent from the field in route to an 86-65 victory over Nicholls State Monday evening inside Stophor Gym. It was the first win of the season for the Warhawks, who improved to 1-6.

The Warhawks shot 65.5 percent in the second half and outscored the Colonels 50-31 in the final 20 minutes. It was ULM's highest scoring output of the season and its highest shooting percentage in a game since December of 2009.

Sophomore guard Charles Winborne set a career high in points for the second straight game with 19 points and seven rebounds on 6-of-8 shooting. Senior guard Fred Brown scored 15 points and senior guard Hugh Mingo added 13 points, while freshman Trent Mackey chipped in 12 points and senior Fabio Ribeiro contributed 10 points and seven rebounds.

ULM used a 9-0 run to build a 75-59 lead and put the game out of reach with 5:20 remaining. Brown and Winborne each had 3-pointers during the run, while senior Christian Bibi Ndongo contributed a three-point play.

The Warhawks scored eight straight points, including a pair of 3-pointers from Brown, to build a 52-44 advantage midway through the second half. Mackey hit his third 3-pointer of the game to extend the ULM lead to 57-48 with 10:26 to play.

Mingo hit a jumper just inside the 3-point line with two seconds remaining in the first half as ULM took a 36-34 advantage at halftime. The Warhawks shot 57.1 percent in the half, including making 8 of its final 10 shots.

The lead switched hands 11 times in the first half as neither team led by more than six.

Nicholls State was led by Sam McBeath and Chris Talkington, who each chipped in 12 points on the night. Bryan Hammond had 12 points and Sterling Bailey totaled 10 points for the Colonels.

No.	ULM	FG	3FG	FT	R	F	TP	A	TO	B	S	MIN
05	Bibi Ndongo, C.	1-1	0-0	2-3	2	4	4	0	0	1	0	15
03	Hansberry, M.	4-7	1-1	0-1	3	3	9	1	0	0	1	24
10	Mackey, T.	4-7	4-7	0-0	0	2	12	0	1	0	0	24
11	Winborne, C.	6-8	3-5	4-5	7	1	19	2	1	0	0	27
35	Lindsey, T.	1-2	0-1	0-0	3	3	2	3	1	0	0	20
04	McCray, R.	1-1	0-0	0-0	0	0	2	4	0	0	0	15
24	Mingo, H.	6-9	1-2	0-1	4	2	13	1	1	0	0	21
41	Ribeiro, F.	3-5	0-0	4-7	7	3	10	1	1	0	1	25
55	Brown, F.	5-10	3-5	2-2	3	2	15	3	2	0	1	29
TEAM		4										
TOTALS		31-50	12-21	12-19	33	20	86	15	8	1	3	200
		(.620) (.571) (.632)										

No.	Nicholls State	FG	3FG	FT	R	F	TP	A	TO	B	S	MIN
02	Prest, L.	0-0	0-0	0-0	0	3	0	0	0	0	1	15
11	Talkington, C.	3-6	2-4	4-5	1	1	12	0	0	0	0	37
03	Hammond, B.	5-11	1-3	0-0	0	1	11	4	1	0	1	34
21	Rilleux, S.	4-9	1-4	3-4	4	2	12	4	2	0	1	40
23	Lewis, T.	2-4	0-1	4-5	1	5	8	1	1	0	0	17
14	Triggs, B.	0-0	0-0	0-0	0	0	0	0	0	0	0	2
15	McBeath, S.	4-10	3-7	1-2	3	2	12	2	1	0	0	30
24	Bailey, S.	3-4	2-3	2-2	4	2	10	1	0	0	0	19
34	Smith, J.	0-0	0-0	0-0	1	0	0	0	1	0	0	6
TEAM		3										
TOTALS		21-44	9-22	14-18	17	16	65	12	6	0	3	200
		(.477) (.409) (.778)										

Technical Fouls: None

Officials: Buddy Daughdrill, Gregory White, Mitchell Ervin

Attendance: 574

Score by Half

UL



Game 8 - Dec. 3 - Fant-Ewing Coliseum - Monroe, La.				
	LOUISIANA TECH		73	
	ULM		71	

MONROE, La. - Sophomore Marcelis Hansberry missed a 3-point attempt from half court with time expiring as Louisiana Tech held on to defeat ULM 73-71 Saturday in a wild game inside Fant-Ewing Coliseum.

The Bulldogs looked to be in control of the game when Raheem Appleby hit a pair of free throws to give Tech a 65-57 advantage with 2:36 remaining, but ULM responded by scoring 14 points in the final two and half minutes and getting as close as one in the final seconds.

The Warhawks (1-7) shot 54.5 percent in the second half and finished at 40.4 percent for the game. ULM knocked in six 3-pointers and made a season-best 19-of-23 from the free-throw line. Louisiana Tech (3-4) shot 42.6 percent for the game, including 8-of-24 shooting from beyond the arc.

Senior guard Fred Brown led the way for the Warhawks with 17 points - all in the second half - on 4-of-10 shooting. Brown tied a season high with four 3-pointers in the game, including two in the final minute.

Brown's fourth 3-pointer of the night cut the Louisiana Tech lead to 72-69 with 21 seconds remaining. On Tech's ensuing possession, Kenyon McNeal missed both free throw attempts to give ULM a chance to tie with 18 seconds remaining.

Sophomore Charles Winborne got fouled with 4.4 seconds remaining and converted both free throws. Romario Souza converted 1-of-2 from the charity stripe, giving the Warhawks the final possession with 3.8 seconds on the clock.

Winborne finished in double figures for the third straight game with 15 points and a team-high five assists. Senior Christian Bibi Ndongo recorded a career-high 10 points and five rebounds off the bench for the Warhawks.

Appleby scored a career-best 19 points on 7-of-15 shooting to lead the way for Louisiana Tech, while Johnson registered 14 points and finished with four 3-pointers. Johnson hit a pair of big 3-pointers as part of a 9-0 run as Louisiana Tech grabbed a 65-57 lead with 2:36 remaining.

The Bulldogs held a 28-24 advantage in the paint and a pivotal 23-9 edge in points off turnovers. The Warhawks, who entered the game as one of the best teams in the Sun Belt at holding onto the ball, finished with 17 turnovers.

ULM scored the final six points of the first half to close within 32-29 at the break. The Warhawks struggled to shoot in the half, converting just 31.4 percent from the field.

The Bulldogs took control in the first half with a quick 10-0 run that included a pair of 3-pointers. Trevor Gaskins capped the run with a layup to give Louisiana Tech a 25-15 run with 8:54 remaining in the first half.

No.	Louisiana Tech	FG	3FG	FT	R	F	TP	A	TO	B	S	MIN	
25	Lewis, J.	4-5	0-0	2-2	4	3	10	1	1	0	1	26	
04	Smith, K.	0-0	0-0	0-0	1	3	0	1	0	0	0	6	
05	Gaskins, T.	2-8	0-4	2-2	4	2	6	4	0	0	2	30	
15	Johnson, C.	5-10	4-7	0-0	3	5	14	3	1	1	1	23	
21	McNeal, K.	1-8	1-6	2-4	4	2	5	4	3	0	2	32	
01	Kyser, M.	1-1	0-0	0-0	1	1	2	0	0	1	1	9	
02	Gibson, B.	2-8	2-5	2-2	3	3	8	0	2	2	0	21	
03	Appleby, R.	7-15	1-2	4-6	1	2	19	0	1	0	1	30	
20	Smith, L.	0-1	0-0	0-0	2	0	0	1	1	0	0	8	
45	Souza, R.	4-5	0-0	1-2	4	2	9	0	1	0	0	15	
TEAM		3					1						
TOTALS		26-61	8-24	13-18	30	23	73	14	10	4	8	200	
		(426)					(333) (722)						

No.	ULM	FG	3FG	FT	R	F	TP	A	TO	B	S	MIN
35	Lindsey, T.	2-3	0-0	0-0	0	1	4	0	2	0	0	21
41	Ribeiro, F.	1-2	0-0	0-0	8	1	2	0	0	0	0	16
03	Hansberry, M.	2-9	0-2	2-2	3	2	6	2	2	0	1	19
10	Mackey, T.	3-6	1-4	2-2	1	3	9	4	1	0	0	27
11	Winborne, C.	5-13	1-5	4-6	3	0	15	5	1	0	0	33
04	McCray, R.	0-0	0-0	0-0	0	0	0	0	1	0	0	2
05	Bibi Ndongo, C.	3-6	0-0	4-5	5	3	10	0	2	1	0	22
15	McClellan, S.	3-5	0-0	0-0	7	5	6	0	2	1	0	21
24	Mingo, H.	0-3	0-0	2-2	6	1	2	2	1	0	0	13
55	Brown	4-10	4-6	5-6	5	5	17	2	5	0	1	26
TEAM		2										
TOTALS		23-57	6-17	19-23	40	21	71	15	17	2	2	200
		(.404) (.353) (.826)										


Technical Fouls: None

Officials: Kyle Neve, Barry Mathis, Dan Strzyfeller

Attendance: 2,013

Score by Half

Louisiana Tech	32-41	73
ULM	29-42	71

Game 9 • Dec. 10 • Reed Arena • College Station, Texas		
	ULM	54
	TEXAS A&M	67

COLLEGE STATION, Texas - ULM once again put up a good showing against a ranked opponent, but it was not enough as No. 25 Texas A&M pulled away late for a 67-54 victory Saturday inside Reed Arena.

Senior guard Hugh Mingo had his best game of the season with 21 points, nine rebounds and five assists for the Warhawks. Mingo finished 9-of-12 from the field and hit both of his 3-point attempts in the game. He finished as the only ULM player in double digits scoring.

The Warhawks (1-8) battled back from an 11-point halftime deficit to tie the score at 43-41 with just over 14 minutes remaining in the game. It marked the third time this season that ULM has either led or been tied with a team in one of the power six conferences.

The Aggies (8-1) answered with an 11-0 run to take the lead for good at 54-43 with 8:08 to play. The Warhawks got to within as close as five (54-49) on a layup from senior Fabio Ribeiro with 5:42 remaining before Chris Middleton took over for the Aggies.

Middleton, who was playing in just his second game of the season due to injury, paced Texas A&M with 24 points on 8-of-14 shooting. He scored eight points in the final five and a half minutes - including a pair of 3-pointers - that kept Texas A&M comfortably in control.

ULM and Texas A&M each with finished with 22 made baskets and five 3-pointers with the difference coming at the free-throw line. The Aggies made 18-of-23 from the charity stripe while ULM made it to the line just five times.

Senior guard Fred Brown failed to score in double figures for the first time in seven games as he finished with seven points on 3-of-13 shooting. Ribeiro contributed six points and seven rebounds, while freshman forward Trey Lindsey hit a pair of 3-pointers for six points.

ULM opened the second half on fire, hitting five of its first seven shots, to cut the Texas A&M lead to 43-41 with 15:52 to play. A pair of free throws from Ribeiro on the next possession tied the score with 14:51 remaining.

The Aggies scored the final four points of the first half, including a three-point play by Middleton in the final seconds, to build a 38-27 advantage at the break. Texas A&M came into the game giving up an average of just 16.7 points in the first half at home.

No.	ULM	FG	3FG	FT	R	F	TP	A	TO	B	S	MIN
05	Bibi Ndongo, C.	2-5	0-1	0-0	3	4	4	0	0	0	1	19
11	Winborne, C.	1-7	0-4	2-2	1	1	4	3	0	0	0	29
15	McClellan, S.	2-5	0-0	0-0	2	5	4	0	0	0	3	20
24	Mingo, H.	9-12	2-2	1-1	9	2	21	5	2	0	1	35
55	Brown, F.	3-13	1-9	0-0	0	1	7	1	5	0	1	33
03	Hansberry, M.	1-4	0-1	0-0	2	0	2	1	0	0	0	10
04	McCray, R.	0-0	0-0	0-0	1	0	0	0	1	0	0	2
10	Mackey, T.	0-3	0-3	0-0	0	2	0	0	1	0	0	11
35	Lindsey, T.	2-4	2-4	0-0	0	4	6	0	0	0	0	21
41	Ribeiro, F.	2-6	0-0	2-2	7	1	6	1	2	1	0	20
TEAM		4										
TOTALS		22-59	5-24	5-5	29	20	54	11	11	1	6	200
		(373)										

No.	Texas A&M	FG	3FG	FT	R	F	TP	A	TO	B	S	MIN
05	Harris, D.	2-2	1-1	1-2	1	1	6	2	1	0	1	29
10	Loubeau, D.	4-9	0-1	5-6	6	3	13	1	0	0	0	30
22	Middleton, K.	8-14	2-5	6-7	6	3	24	3	5	0	2	28
31	Turner, E.	5-12	2-5	0-0	4	0	12	3	1	0	3	31
35	Turner, R.	0-5	0-0	3-4	3	1	3	0	1	0	0	20
04	Davis, K.	1-1	0-0	1-2	9	2	3	1	1	0	2	25
11	Branch, J.	0-1	0-0	0-0	0	2	0	3	1	1	0	12
12	McDonald, B.	0-0	0-0	0-0	0	0	0	0	0	0	0	0+
13	Green, J.	2-4	0-1	2-2	4	1	6	2	2	0	0	25
33	Jolly, G.	0-0	0-0	0-0	0	0	0	0	0	0	0	0+
42	Jahns, J.	0-0	0-0	0-0	0	0	0	0	0	0	0	0+
TEAM		3										
TOTALS		22-48	5-13	18-23	36	13	67	15	12	1	8	200
		(458) (.385) (.783)										


Technical Fouls: ULM-Hugh Mingo, Texas A&M-Kris Middleton

Officials: Hal Lusk, Brent Meaux, Bret Smith

Attendance: 6,875

Score by Half

ULM	27-27	54
Texas A&M	38-29	67

Game 10 • Dec. 12 • Fant-Ewing Coliseum • Monroe, La.		
	NICHOLLS STATE	82
	ULM	70

MONROE, La. - Nicholls State shot 50 percent from the field and never trailed in an 82-70 victory over ULM Monday evening inside Fant-Ewing Coliseum.

The Warhawks, who defeated Nicholls State 86-65 two weeks ago in Thibodaux, shot just 38.5 percent from the field to fall to 1-9 on the season. Sophomore Charles Winborne led ULM with a career-best 20 points on 7-of-12 shooting from the field.

Senior Hugh Mingo scored in double figures for the second straight game with 11 points and seven rebounds, and sophomore Steven McClellan contributed seven points and a career-high 11 rebounds.

ULM finished with a 42-35 rebounding advantage and had a season-best 17 of-fense boards against the Colonels. Despite coming in shooting over 70 percent from the free-throw line, the Warhawks struggled Monday by going 12-of-21.

ULM got as close as 62-54 with 5:20 remaining in the game, but Nicholls State responded by scoring seven straight points to put the game out of reach.


The Colonels (3-6) scored the first eight points of the game and led by as many as 18 (35-17) with 4:31 remaining in the first half. A jumper and a 3-pointer from senior Fred Brown cut the lead to 37-22 with 1:59 remaining before the half. Sophomore R.J. McCray knocked in a pair of free throws to close out the half with Nicholls State leading 37-25.

Trevon Lewis paced the Colonels with a game-high 25 points and nine rebounds, while Bryan Hammond added 19 points and five assists.

No.	Nicholls State	FG	3FG	FT	R	F	TP	A	TO	B	S	MIN
02	Prest, L.	2-5	1-4	2-2	2	1	7	1	0	1	1	34
15	McBeath, S.	1-4	0-3	2-2	6	3	4	3	3	0	1	30
03	Hammond, B.	6-12	1-3	6-9	3	1	19	5	2	0	1	33
21	Rillieux, S.	1-7	0-2	2-4	5	4	4	4	1	0	0	30
23	Lewis, T.	9-14	2-3	5-6	9	1	25	2	0	2	2	30
01	Thomas, D.	2-2	0-0	5-5	0	2	9	0	0	0	0	5
11	Talkington, C.	2-3	1-2	0-0	0	4	5	1	2	0	0	14
34	Smith, J.	4-7	0-0	1-2	5	3	9	1	0	0	1	20
35	Smith-Hyde, L.	0-0	0-0	0-2	1	0	0	0	0	0	0	4
TEAM		4										
TOTALS		27-54	5-17	23-32	35	19	82	17	8	3	6	200
		(500) (.294) (.719)										

No.	ULM	FG	3FG	FT	R	F	TP	A	TO	B	S	MIN
05	Bibi Ndongo, C.	0-0	0-0	0-0	0	2	0	0	1	0	0	7
15	McClellan, S.	2-6	0-0	3-4	11	2	7	0	2	1	0	19
11	Winborne, C.	7-12	3-5	3-4	3	2	20	2	2	0	0	25
24	Mingo, H.	4-10	2-3	1-3	7	3	11	0	2	0	0	26
55	Brown, F.	2-6	1-3	0-0	3	0	5	0	2	0	0	9
03	Hansberry, M.	2-8	0-2	2-5	4	3	6	3	2	1	0	32
04	McCray, R.	2-5	0-1	2-3	3	4	6	2	0	0	0	22
10	Mackey, T.	2-9	2-7	0-0	3	2	8	1	0	0	1	28
35	Lindsey, T.	2-5	0-1	1-2	2	5	5	4	2	0	1	21
41	Ribeiro, F>	1-4	0-0	0-0	2	0	2	0	0	0	0	7
TEAM					4							
TOTALS		25-65	8-22	12-21	42	23	70	12	36	2	2	200
		(385) (134) (571)										



Game 11 • Dec. 15 • Fant-Ewing Coliseum • Monroe, La.			
	NORTHWESTERN ST		76
	ULM		63

MONROE, La. - Northwestern State shot 46 percent from the field and knocked in a season-high 13 3-pointers en route to a 76-63 victory over ULM Thursday evening inside Fant-Ewing Coliseum.

The Demons (5-5) finished 13-of-28 from beyond the arc, including six 3s from Louis Ellis. Ellis led Northwestern State with a game-high 19 points on 6-of-11 shooting. Gary Stewart added 12 points while Shamir Davis contributed 11 points to the Demons. Northwestern State has converted a total of 15 3-pointers in its last two games.

ULM (1-10) shot 42.6 percent from the field and outscored Northwestern State 30-18 in the paint. Senior guard Fred Brown scored 14 points and dished out four assists to lead the way for the Warhawks.

Sophomore Steven McClellan finished one rebound shy of a double-double with 10 points and nine rebounds, and sophomore guard Charles Winborne scored in double figures for the second straight game with 13 points.

Ellis hit a trio of 3-pointers in the second half to help the Demons build its 10-point halftime advantage to as many as 21 with 5:31 remaining in the game. Northwestern State embarked on an 18-8 run midway through the second half to lead 71-51 with 6:01 to play.

The Demons hit eight 3-pointers and shot a blistering 50 percent in the first half to take a 45-35 advantage at halftime. Northwestern State converted its first three 3-pointers of the half and led 11-2 with 17:08 remaining before the break. Stewart scored six straight points, including a 3-pointer, to give Northwestern State a 19-6 lead at the 13:21.

ULM battled back with a 7-0 spurt to get as close as five at 25-20 on a layup from Brown with 10:10 remaining before the half. Five points is as close as the Warhawks would get though as Northwestern State answered with seven straight points to build its lead back up to 12.

No.	Northwestern St.	FG	3FG	FT	R	F	TP	A	TO	B	S	MIN
34	Roberson, G.	1-2	0-0	3-4	4	2	5	1	1	0	1	23
42	Mosley, W.	1-1	0-0	2-2	4	3	4	0	1	1	1	15
00	Davis, S.	3-6	1-1	4-5	1	3	11	6	2	0	4	24
01	Jacobs, D.	1-3	1-1	0-0	0	1	3	0	0	1	1	9
22	Ellis, L.	6-11	6-10	1-2	3	1	19	2	3	1	1	23
02	Washington, T.	2-3	2-3	0-0	2	3	6	1	1	0	0	13
10	Robinson, P.	0-3	0-3	1-4	1	1	1	1	1	1	0	17
11	Brisco, J.	1-2	0-0	0-0	1	1	2	2	1	0	0	10
33	Hulbin, J.	3-7	1-3	1-2	4	1	8	0	0	0	0	17
35	Evans, O.	1-1	0-0	2-3	4	1	4	1	0	1	0	15
40	Frazier, M.	0-2	0-0	1-2	1	3	1	0	0	1	0	10
44	Stewart, G.	4-9	2-7	2-3	3	2	12	1	2	0	4	24
TEAM		1										
TOTALS		23-50	13-28	17-27	29	22	76	15	13	6	12	200
		(.460) (.464) (.630)										

No.	ULM	FG	3FG	FT	R	F	TP	A	TO	B	S	MIN
05	Bibi Ndongo, C.	1-2	0-0	3-5	4	2	5	2	0	0	1	26
41	Ribeiro, F.	0-0	0-0	0-0	1	1	0	0	2	0	0	6
11	Winborne, C.	5-8	1-1	2-4	2	1	13	0	2	0	1	27
24	Mingo, H.	0-2	0-1	2-2	2	0	2	0	1	1	0	12
55	Brown, F.	5-10	0-2	4-4	0	4	14	4	3	0	1	29
03	Hansberry, M.	0-2	0-1	3-4	0	0	3	0	0	0	1	7
04	McCray, R.	0-1	0-0	0-0	4	0	2	1	0	1	0	19
10	Mackey, T.	3-9	1-3	1-2	2	5	8	0	2	1	0	29
15	McClellan, S.	4-7	0-0	2-2	9	5	10	2	3	1	1	19
23	Smith, R.	1-2	0-0	1-2	0	0	3	0	0	0	0	6
33	Martin, D.	0-2	0-0	0-1	0	0	0	0	0	0	0	7
35	Lindsey, T.	1-2	0-1	3-3	2	5	5	1	1	0	2	13
TEAM		5										
TOTALS		20-47	2-9	21-29	31	24	63	11	15	3	8	200
		(.426) (.222) (.724)										

Technical Fouls: Northwestern State-None. ULM-TEAM


Officials: Lee Cassell, Scott Davis, Kerby Sittton

Attendance: 1,278

Score by Half

Northwestern State..... 45-31 76

ULM 35-28 63

Game 12 • Dec. 19 • Thomas & Mack Center • Las Vegas, Nev.			
	ULM		63
	UNLV		81

LAS VEGAS — No. 21 UNLV flexed its muscles Monday as it topped ULM 81-63 in men's basketball action inside the Thomas & Mack Center. The Runnin' Rebels (12-2) forced 19 turnovers and shot a blistering 58.1 percent from the field to earn its third consecutive victory.

The Warhawks (1-11) played a ranked opponent tough for the third time this season and kept it close in the first half before UNLV surged ahead in the second half. ULM finished the game shooting 45.1 percent from the field, including 6-of-16 from 3-point range.

Sophomore center Steven McClellan scored a career-high 16 points to go with seven rebounds to lead four Warhawks in double-digit scoring. Senior Hugh Mingo contributed 15 points and freshman Trent Mackey tied his career high with 13 points. Senior Fred Brown went 6-of-6 from the free-throw line and finished with 12 points, six rebounds and four steals.

ULM outrebounded its opponent for the third straight game with an impressive 32-22 advantage on the boards against UNLV. The Runnin' Rebels came into the game with a +5.5 rebounding margin.

The Runnin' Rebels put the game out of reach with an 11-0 run to start the second half. Mike Moser capped the run with a basket in transition to give UNLV a 48-27 advantage with 16:00 remaining in the game. UNLV built its lead to as many as 29 with 7:15 remaining before ULM rallied in the final minutes.

UNLV's Chace Stanback scored a career-high and game-high 29 points, including an 8-of-9 effort from 3-point range. Stanback finished 10 of 13 from the field in 32 minutes of action. Carlos Lopez tallied 12 points and nine rebounds off the bench and Oscar Bellfield finished with 10 points for the Runnin' Rebels.

The Warhawks never led in the game, but put up a valiant effort in the first half. Mingo came off the bench and gave ULM a spark to keep the game close in the first half. He hit back-to-back 3-pointers to get the Warhawks as close as 25-23 with 5:15 remaining in the opening half.

Stanback hit a 3-pointer and a free throw to spearhead six straight points for the Rebels. Stanback hit another 3-pointer and Lopez added a dunk to give UNLV its largest lead of the first half (37-26) with 1:25 remaining.

No.	ULM	FG	3FG	FT	R	F	TP	A	TO	B	S	MIN
35	Lindsey, T.	1-5	1-1	0-0	3	4	3	3	0	0	0	28
15	McClellan, S.	7-9	0-0	2-2	7	4	16	0	5	0	1	33
10	Mackey, T.	5-9	3-5	0-0	3	2	13	1	2	0	0	37
11	Winborne, C.	1-6	0-2	2-2	2	1	4	0	3	0	2	27
55	Brown, F.	3-10	0-2	6-6	3	1	12	6	5	0	4	30
03	Hansberry, M.	0-1	0-1	0-0	1	0	0	0	1	0	0	10
05	Bibi Ndongo, C.	0-2	0-0	0-0	1	1	0	0	0	0	0	13
24	Mingo, H.	6-9	2-5	1-4	3	5	15	0	1	0	0	22
41	Ribeiro, F.	0-0	0-0	0-0	0	0	0	0	1	0	0	0+
TEAM		9										
TOTALS		23-51	6-16	11-14	32	18	63	10	19	0	7	200
		(.451) (.375) (.786)										

No.	UNLV	FG	3FG	FT	R	F	TP	A	TO	B	S	MIN
22	Stanback, C.	10-13	8-9	1-2	4	1	29	1	2	0	1	32
43	Moser, M.	2-5	0-1	2-3	2	2	6	5	2	0	0	27
12	Massamba, B.	0-0	0-0	0-1	0	2	0	0	0	1	2	18
00	Bellfield, O.	4-5	2-2	0-0	1	0	10	2	2	0	4	22
03	Marshall, A.	1-3	0-2	2-2	3	1	4	6	1	3	2	29
02	Wallace, K.	3-4	3-4	0-0	0	2	9	1	1	0	0	20
05	Smith, R.	1-4	1-2	0-0	2	2	3	1	3	0	0	9
11	Lopez, C.	4-4	0-0	4-7	9	3	12	1	0	2	0	21
20	Mashour, K.	0-1	0-0	0-0	1	1	0	0	0	0	0	1
31	Hawkins, J.	0-4	0-3	8-10	0	0	8	3	1	1	2	21
TEAM		0										
TOTALS		25-43	14-23	17-25	22	14	81	20	12	7	11	200
		(.581) (.609) (.680)										

Technical Fouls: None


Officials: Bob Staffen, Tony Padilla, Shawn Lehigh

Attendance: 11,515

Score by Half

ULM 27-36 63

UNLV 37-44 81

Game 13 • Dec. 21 • Hulman Center • Terre Haute, Ind.			
	ULM		35
	INDIANA STATE		50

LAS VEGAS — No. 21 UNLV flexed its muscles Monday as it topped ULM 81-63 in men's basketball action inside the Thomas & Mack Center. The Runnin' Rebels (12-2) forced 19 turnovers and shot a blistering 58.1 percent from the field to earn its third consecutive victory.

The Warhawks (1-11) played a ranked opponent tough for the third time this season and kept it close in the first half before UNLV surged ahead in the second half. ULM finished the game shooting 45.1 percent from the field, including 6-of-16 from 3-point range.

Sophomore center Steven McClellan scored a career-high 16 points to go with seven rebounds to lead four Warhawks in double-digit scoring. Senior Hugh Mingo contributed 15 points and freshman Trent Mackey tied his career high with 13 points. Senior Fred Brown went 6-of-6 from the free-throw line and finished with 12 points, six rebounds and four steals.

ULM outrebounded its opponent for the third straight game with an impressive 32-22 advantage on the boards against UNLV. The Runnin' Rebels came into the game with a +5.5 rebounding margin.

The Runnin' Rebels put the game out of reach with an 11-0 run to start the second half. Mike Moser capped the run with a basket in transition to give UNLV a 48-27 advantage with 16:00 remaining in the game. UNLV built its lead to as many as 29 with 7:15 remaining before ULM rallied in the final minutes.

UNLV's Chace Stanback scored a career-high and game-high 29 points, including an 8-of-9 effort from 3-point range. Stanback finished 10 of 13 from the field in 32 minutes of action. Carlos Lopez tallied 12 points and nine rebounds off the bench and Oscar Bellfield finished with 10 points for the Runnin' Rebels.

The Warhawks never led in the game, but put up a valiant effort in the first half. Mingo came off the bench and gave ULM a spark to keep the game close in the first half. He hit back-to-back 3-pointers to get the Warhawks as close as 25-23 with 5:15 remaining in the opening half.

Stanback hit a 3-pointer and a free throw to spearhead six straight points for the Rebels. Stanback hit another 3-pointer and Lopez added a dunk to give UNLV its largest lead of the first half (37-26) with 1:25 remaining.

No.	ULM	FG	3FG	FT	R	F	TP	A	TO	B	S	MIN
35	Lindsey, T.	0-2	0-1	0-0	1	4	0	0	1	0	0	23
15	McClellan, S.	4-9	0-0	0-2	6	5	8	0	1	1	0	22
03	Hansberry, M.	1-3	0-0	2-2	2	0	4	0	1	0	0	13
10	Mackey, T.	2-5	2-4	0-0	3	3	6	0	0	0	0	23
11	Winborne, C.	1-1	0-0	0-0	0	0	2	0	1	0	0	6
04	McCray, R.	0-2	0-0	2-2	6	1	2	2	3	0	2	34
05	Bibi Ndongo, C.	1-2	0-0	0-0	4	1	2	0	0	2	0	17
24	Mingo, H.	3-13	0-4	0-2	2	3	6	3	3	1	0	29
41	Ribeiro, F.	0-1	0-0	0-0	1	0	0	0	1	0	1	6
55	Brown, F.	2-7	1-5	0-0	2	1	5	0	1	0	1	27
TEAM		3										
TOTALS		14-45	3-14	4-8	29	19	35	5	12	4	4	200
		(.311) (.214) (.500)										

No.	Indiana State	FG	3FG	FT	R	F	TP	A	TO	B	S	MIN
15	Richard, C.	3-9	0-3	6-8	8	3	12	1	1	0	1	25
34	Walker, M.	3-6	0-0	0-0	3	1	6	0	5	1	0	25
13	Odum, J.	1-4	0-2	2-2	6	0	4	8	2	0	1	34
24	Printy, J.	4-9	4-8	0-0	3	1	12	2	1	0	1	27
25	McWhorter, S.	2-4	0-0	0-0	1	2	4	0	1	0	0	34
00	Kitchell, J.	1-3	0-1	0-0	0	0	2	0	0	1	0	7
01	Doluony, K.	0-0	0-0	0-0	0	0	0	0	0	0	0	1
02	Eitel, L.	1-3	0-1	0-0	2	0	2	1	0	0	0	14
05	Gant, J.	0-2	0-2	0-0	1	2	0	0	1	1	0	6
20	Lathan, D.	1-2	0-0	3-4	3	1	5	0	0	0	0	19
31	Mahurin, R.	1-4	1-3	0-0	4	1	3	0	0	1	0	8
TEAM					0							
TOTALS		17-46	5-20	11-14	35	11	50	12	4	3	3	200
		(.370) (.250) (.786)										



Game 14 • Dec. 29 • Fant-Ewing Coliseum • Monroe, La.				
	WESTERN KENTUCKY		76	
	ULM		71	

MONROE, La. — ULM rallied back from a 15-point deficit in the second half to force overtime, but Western Kentucky survived with a 76-71 victory in the Sun Belt opener for both teams Thursday inside Fant-Ewing Coliseum.

The Hilltoppers (5-9, 1-0 SBC) scored the first four points of the overtime period and sealed the victory by going 8 of 13 from the free-throw line in the extra session. Western Kentucky finished the game 28 of 39 from the charity stripe, its most makes this season.

It marked the first overtime game for the Warhawks since Dec. 31, 2008 when they defeated UALR 95-87.

Senior guard Hugh Mingo gave the Warhawks a chance with a game-tying 3-pointer to make the score 64-41 with 2.5 seconds remaining in regulation. ULM scored the final six points of the half after trailing 64-58 with 46 seconds remaining.

Mingo scored a season-high 23 points on 9-of-15 shooting from the field. He also contributed four rebounds, two assists and two steals in a career-high 41 minutes. Sophomore center Steven McClellan had 15 points, eight rebounds and a block, while senior guard Fred Brown chipped in 13 points and a team-high five assists for the Warhawks.

George Fant finished with 17 points while going 9 of 12 from the free-throw line to lead the scoring effort for the Hilltoppers. Derrick Gordon had 13 points, and Kevin Kaspar contributed 11 points — all in the second half and overtime — for Western Kentucky.

Western Kentucky led by as many as 15 points early in the second half before ULM rallied back. The Warhawks scored 11 straight points to pull within one at 53-52 with 7:26 remaining. After five straight points from Western Kentucky, ULM used a 6-0 run to tie the score at 58 at the 4:53 mark.

ULM (1-13, 0-1 SBC) made five of its first nine shots of the game to build an 11-3 advantage at the 15:50 mark of the first half. The Warhawks extended their lead to as large as 18-8 on a pair of free throws from McClellan at the 13:28 mark.

The Hilltoppers responded by scoring nine straight points and they took their first lead of the game at 23-22 with 5:45 remaining in the first half. George Fant scored on a tip-in to cap the run for Western Kentucky.

Western Kentucky led 34-29 at halftime.

No.	Western Kentucky	FG	3FG	FT	R	F	TP	A	TO	B	S	MIN
41	Zollo, V.	3-5	1-1	0-0	2	2	7	0	0	1	0	13
44	Fant, G.	4-8	0-0	9-12	9	3	17	1	2	0	0	33
05	Gordon, D.	3-9	1-2	6-7	7	2	13	2	6	0	3	42
14	Crook, J.	3-7	0-0	1-2	4	3	7	3	5	0	1	36
52	Price, T.	3-9	0-4	3-8	6	3	9	7	1	0	0	37
00	Anyigbo, K.	0-0	0-0	0-0	1	1	0	1	0	0	0	3
01	Kaspar, K.	2-5	1-2	6-7	3	0	11	0	0	0	2	22
03	McDonald, K.	0-3	0-2	0-0	1	2	0	0	0	0	1	11
21	Snipes, N.	1-3	1-2	2-2	2	4	5	0	1	0	0	13
22	Akol, T.	3-4	0-0	1-1	1	1	7	0	0	1	0	15
TEAM		3										
TOTALS		22-53	4-13	28-39	39	21	76	14	15	2	7	225
		(.415) (.308) (.718)										

No.	ULM	FG	3FG	FT	R	F	TP	A	TO	B	S	MIN
05	Bibi Ndongo, C.	1-3	0-0	1-2	4	5	3	2	2	1	0	21
15	McClellan, S.	5-10	0-0	5-5	8	5	15	0	3	1	1	31
04	McCray, R.	2-5	0-1	3-4	2	1	7	0	4	0	4	43
24	Mingo, H.	9-15	2-5	3-5	4	4	23	2	2	0	2	41
55	Brown, F.	5-15	1-6	2-2	4	5	13	5	3	1	2	44
03	Hansberry, M.	0-0	0-0	0-0	0	0	0	0	0	0	0	1
10	Mackey, T.	2-4	2-4	0-0	1	2	6	1	0	0	0	26
35	Lindsey, T.	1-3	0-0	0-0	1	2	1	1	1	0	0	10
41	Ribeiro, F.	1-1	0-0	0-1	2	0	2	0	1	0	0	8
TEAM		4										
TOTALS		26-56	5-16	14-19	30	23	71	11	16	3	9	225
		(.464) (.313) (.737)										

Technical Fouls: None
Officials: Keith Kimble, Charles Balunek, John Corio
Attendance: 1,319

Score by Half

Western Kentucky	34-30-12	76
ULM	29-35-7	71

Game 15 • Dec. 31 • Fant-Ewing Coliseum • Monroe, La.				
	ARKANSAS STATE		65	
	ULM		63	

MONROE, La. — Marcus Hooten hit a jumper and got fouled with four seconds remaining to help propel Arkansas State past ULM, 65-63, Saturday inside Fant-Ewing Coliseum.

Senior guard Fred Brown had his game-winning 3-pointer come up short as time expired for the Warhawks, who led for all but 1:30 in the game. ULM shot 50 percent from the field and converted on 8-of-17 from 3-point range. Arkansas State benefited from the charity stripe, where they held a 19-5 advantage in the game.

Brown led the way for the Warhawks with 20 points on 8-of-16 shooting. It marked Brown's second 20-point game of the season and the 11th time he has scored in double figures. Sophomore Charles Winborne notched 11 points and five rebounds, and senior Hugh Mingo chipped in 10 points.

ULM looked in control when Winborne knocked in a 3-pointer with 10:20 remaining to give the Warhawks a 50-41 advantage. Arkansas State responded with a 12-2 run to take a one-point lead — its first lead since the opening minute of the game.

After a missed jumper by Hooten, Finn tied up senior Fabio Ribeiro on the rebound to keep possession with 14 seconds left on the clock. Hooten made good on his second shot attempt as the ball rolled around the rim before falling in.

Brandon Peterson led four Red Wolves in double figures with 18 points, including an 8-of-10 effort from the free-throw line. Hooten had 16 points, while Ed Townsel contributed 14 points and Malcolm Kirkland finished with 10 points.

ULM looked in control when Winborne knocked in a 3-pointer with 10:20 remaining to give the Warhawks a 50-41 advantage. Arkansas State responded with a 12-2 run to take a one-point lead — its first lead since the opening minute of the game.

Sophomore Steven McClellan and Winborne hit back-to-back 3-pointers to pull the Warhawks back in front 58-53.

ULM shot 56.5 percent in the first half and the Warhawks led by as many as 11 in the half. Winborne hit a jumper in the lane with six seconds left in the half to give ULM a 31-22 advantage at the break.

No.	Arkansas State	FG	3FG	FT	R	F	TP	A	TO	B	S	MIN
15	Peterson, B.	5-9	0-0	8-10	7	2	18	2	3	0	0	35
33	Kirkland, M.	4-5	0-0	2-2	5	2	10	0	3	1	0	35
02	Finn, T.	2-4	1-3	0-0	4	2	5	2	0	0	2	32
05	Hooten, M.	5-11	0-1	6-8	3	1	16	2	2	0	0	32
24	Townsel, E.	5-11	1-2	3-4	3	4	14	3	0	0	3	36
01	Dickerson, R.	0-0	0-0	0-0	0	0	0	0	0	0	0	4
03	Griswold, D.	0-0	0-0	0-0	0	2	0	0	0	0	0	6
10	Sterenberg, A.	1-4	0-1	0-0	1	0	2	1	0	0	0	7
30	Ogbonnaya-Branch, K.	0-0	0-0	0-0	2	0	0	1	1	0	0	9
34	Zuppardo, J.	0-2	0-0	0-0	1	0	0	0	0	0	0	4
TEAM		0										
TOTALS		22-46	2-7	19-24	26	13	65	11	9	1	5	200
		(.478) (.286) (.792)										

No.	ULM	FG	3FG	FT	R	F	TP	A	TO	B	S	MIN
05	Bibi Ndongo, C.	2-3	1-1	1-1	4	5	6	2	0	1	1	28
15	McClellan, S.	4-4	1-1	0-0	8	4	9	2	4	0	1	36
04	McCray, R.	2-4	0-0	1-2	0	3	5	1	0	0	0	14
24	Mingo, H.	4-13	0-3	2-3	4	2	10	2	4	0	1	38
55	Brown, F.	8-16	3-7	1-1	1	0	20	2	2	0	2	36
03	Hansberry, M.	1-1	0-0	0-0	0	0	2	1	0	0	0	4
10	Mackey, T.	0-0	0-0	0-0	1	0	0	0	1	0	1	8
11	Winborne, C.	4-6	3-5	0-0	5	2	11	0	2	0	0	18
35	Lindsey, T.	0-0	0-0	0-0	0	2	0	0	0	0	0	7
41	Ribeiro, F.	0-3	0-0	0-0	1	1	0	0	0	1	0	11
TEAM		2										
TOTALS		25-50	8-17	5-7	26	19	63	10	13	2	6	200
		(.500) (.471) (.714)										

Technical Fouls: None
Officials: Samuel Croft, Kyle Neve, John Healty
Attendance: 1,061

Score by Half

Arkansas State	22-43	65
ULM	31-32	63

Game 16 • Jan. 5 • FAU Arena • Boca Raton, Fla.				
	ULM		30	
	FLORIDA ATLANTIC		58	

BOCA RATON, Fla. — Greg Gantt scored a game-high 20 points and Raymond Taylor added 10 as Florida Atlantic topped ULM 58-30 Thursday evening inside FAU Arena.

Florida Atlantic (5-10, 1-1 SBC) held ULM to just 19.5 percent shooting and its lowest scoring output of the season. Senior Hugh Mingo led the Warhawks with 12 points, including an 8-of-8 effort from the free-throw line. Senior Fred Brown had six points and six rebounds, and sophomore Charles Winborne chipped in six points and two assists for ULM.

The Owls broke the game open with a 13-1 midway through the second half to take a commanding 46-24 lead. Taylor had nine points and two assists during that stretch, and he capped the run with a 3-pointer with 8:15 remaining.

ULM (1-15, 0-3 SBC) fell behind 11-0 to start the game, missing its first nine shots from the field. Winborne put the Warhawks on the board with a 3-pointer to cut the Florida Atlantic advantage to 11-3 at the 10:15 mark of the half. The Owls led 23-7 at halftime.

The Warhawks got things going early in the second half and got within 31-21 with 12:02 to play before the Owls took control for good.

No.	ULM	FG	3FG	FT	R	F	TP	A	TO	B	S	MIN
05	Bibi Ndongo, C.	0-2	0-1	0-0	2	1	0	0	1	1	0	24
15	McClellan, S.	0-3	0-0	1-2	5	2	1	0	2	0	0	27
04	McCray, R.	0-2	0-0	0-0	1	0	0	0	1	0	0	14
24	Mingo, H.	2-9	0-2	8-8	3	1	12	1	2	0	0	28
55	Brown, F.	2-11	0-3	2-2	6	3	6	1	1	0	0	27
03	Hansberry, M.	0-2	0-0	0-0	2	0	0	0	2	0	0	13
10	Mackey, T.	2-5	1-3	0-0	2	0	5	0	2	0	0	18
11	Winborne, C.	2-4	2-4	0-0	1	0	6	2	1	0	0	26
35	Lindsey, T.	0-2	0-0	0-0	0	3	0	0	1	0	0	11
41	Ribeiro, F.	0-1	0-0	0-2	3	1	0	0	0	0	1	12
TEAM		5										
TOTALS		8-41	3-13	11-14	30	11	30	4	13	1	1	200
		(.195) (.231) (.786)										

No.	Florida Atlantic	FG	3FG	FT	R	F	TP	A	TO	B	S	MIN
02	Taylor, R.	4-10	2-5	0-0	4	1	10	8	1	0	1	30
13	Floyd, J.	0-0	0-0	0-0	2	1	0	0	0	0	0	6
44	Penn, K.	1-4	0-0	0-0	3	0	2	0	0	0	0	31
52	White, K.	0-6	0-0	1-2	5	4	1	1	5	1	1	23
22	Gantt, G.	8-13	4-6	0-0	5	0	20	2	0	0	1	24
01	Richardson, S.	3-7	0-3	0-0	3	3	6	0	0	2	0	17
04	Mattison, A.	1-2	0-0	1-2	5	2	3	0	0	1	0	10
05	Tucker, A.	1-1	0-0	2-2	1	0	4	1	0	0	2	12
10	Mavin, D.	2-3	0-0	0-0	3	0	4	1	0	0	0	5
21	McCoy, J.	0-0	0-0	0-0	1	3	0	0	1	0	0	16
25	Bertone, P.	1-2	0-0	0-0	0	1	2	0	0	1	0	9
31	Grier, O.	2-7	2-6	0-0	3	0	6	0	0	0	0	17
TEAM		3										
TOTALS		23-55	8-20	4-6	38	15	58	13	8	5	5	200
		(.418) (.400) (.667)										

Technical Fouls: None
Officials: Karl Hess, Leslie Jones, Jason Creek
Attendance: 1,672

Score by Half

ULM	7-23	30
Florida Atlantic	23-35	58



Game 17 • Jan. 7 • U.S. Century Bank Arena • Miami, Fla.			
	ULM	54	
	FIU	50	

MIAMI - ULM picked up its first conference victory of the season with a 54-50 victory at FIU Saturday evening inside U.S. Century Bank Arena. The Warhawks (2-15, 1-3 SBC) led by as many as 13 points in the second half, but had to hang on as the Panthers rallied to within one in the final minute.

Senior guard Fred Brown hit 3 of 4 free throws down the stretch to clinch the victory for the Warhawks. Brown led ULM with 16 points on 4-of-12 shooting from the field. Brown also contributed three rebounds and two assists in 39 minutes of action.

With ULM clinging to a 51-50 lead with 9.8 seconds remaining, Brown sank 1 of 2 from the charity stripe. FIU's Deric Hill threw the ensuing inbounds pass right to ULM's Hugh Mingo who stole the ball and passed it quickly to Brown with 2 seconds remaining on the clock. Brown sealed the victory for the Warhawks by hitting both free throw attempts.

Sophomore Steven McClellan came up a rebound shy of a double-double with 10 points and nine rebounds, while Mingo finished a point shy of a double-double with nine points and a career-high 12 boards. Sophomore Charles Winborne notched 10 points and freshman Trent Mackey contributed nine points and a career-high seven assists.

The Warhawks, who shot 34.6 percent from the field, finished with a 40-38 advantage on the boards.

ULM went on a 7-0 run midway through the second half -- capped by a 3-pointer from Winborne -- to take a 43-30 advantage. The Panthers responded with 12-1 run spanning just over four minutes to close within 44-42 with 5:19 remaining.

Winborne hit a 3-pointer as the shot clock expired on ULM's next possession to extend the lead back to five with 4:41 to play. A layup by Brown gave ULM a 51-44 lead with 2:46 to play.

The Panthers (4-11, 1-2 SBC) did not go away though, scoring six straight points -- capped by a dunk from Dominique Ferguson -- to close to within 51-50. Phil Taylor led three FIU players in double figures with 19 points, while Ferguson chipped in 12 points and nine rebounds, and Jeremy Allen added 10 points.

Two days after scoring just 30 points in a loss at Florida Atlantic, the Warhawks netted 31 in the first half to take a 10-point halftime advantage against FIU. ULM shot 40 percent in the first half and knocked in six 3-pointers.

Brown hit back-to-back 3-pointers to spark an 11-0 run that gave the Warhawks a 23-12 advantage with 7:17 remaining before halftime. After FIU closed the gap to five with six straight points, ULM answered with back-to-back 3s from Mackey to give the Warhawks a 29-18 lead with just over three minutes to play before the break.

No.	ULM	FG	3FG	FT	R	F	TP	A	TO	B	S	MIN
15	McClellan, S.	4-7	0-0	2-6	9	3	10	2	1	1	1	36
10	Mackey, T.	3-5	3-4	0-0	3	4	9	7	1	0	1	33
11	Winborne, C.	4-13	2-7	0-0	3	2	10	0	1	0	0	40
24	Mingo, H.	3-15	1-6	2-4	12	3	9	2	4	2	4	36
55	Brown, F.	4-12	3-6	5-6	3	1	16	2	3	0	0	39
03	Hansberry, M.	0-0	0-0	0-0	1	0	0	0	1	0	0	6
04	McCray, R.	0-0	0-0	0-0	0	0	0	0	0	0	0	1
05	Bibi Ndongo, C.	0-0	0-0	0-0	1	2	0	0	1	0	0	6
35	Lindsey, T.	0-0	0-0	0-0	0	0	0	0	0	0	0	3
TEAM		8										
TOTALS		18-52	9-23	9-16	40	15	54	13	12	3	6	200
		(.346) (.391) (.563)										

No.	FIU	FG	3FG	FT	R	F	TP	A	TO	B	S	MIN
34	De La Rosa, J.	1-4	0-0	0-0	5	1	2	1	1	1	0	15
03	Ferguson, D.	6-10	0-0	0-1	9	3	12	1	3	2	1	36
11	Taylor, P.	6-18	4-9	3-4	4	1	19	2	0	0	0	38
22	Moore, B.	1-4	0-0	0-0	9	1	2	0	1	4	1	23
32	Allen, J.	4-16	1-5	1-1	4	5	10	0	1	0	2	40
00	Nunez, M.	1-1	0-0	0-0	1	0	2	1	1	0	0	6
01	Hill, D.	0-0	0-0	0-0	0	0	0	0	1	0	0	0+
05	Miro, S.	0-1	0-1	1-2	1	1	1	0	0	0	0	14
10	Bell, C.	0-2	0-1	2-2	0	2	2	2	0	0	1	19
15	Dierckx, G.	0-1	0-0	0-0	0	0	0	0	1	0	0	4
33	Akomolafe, T.	0-1	0-0	0-1	4	1	0	0	1	0	0	5
TEAM		1										
TOTALS		19-58	5-16	7-11	38	15	50	7	10	7	5	200
		(.328) (.313) (.636)										

Technical Fouls: None

Officials: Kerry Sitton, Glen Tuitt, Timothy Andrews

Attendance: 874

Score by Half

ULM	31-23	54
FIU	21-29	50

Game 18 • Jan. 12 • Fant-Ewing Coliseum • Monroe, La.			
	UALR	72	
	ULM	51	

MONROE, La. - Courtney Jackson scored a game-high 20 points and UALR used a strong defensive performance to defeat ULM 72-51 Thursday evening inside Fant-Ewing Coliseum.

The Trojans limited ULM to just 36.2 percent shooting, including 24.1 percent in the second half, to pull away and move to 4-0 in Sun Belt play. Jackson went 8 of 13 from the field to lead the way with 20 points, while D'Andre Williams and Chuck Guy each contributed 10 points for the Trojans.

ULM finished with four players in double figures, led by 15 points and seven rebounds from sophomore Steven McClellan. McClellan finished 6 of 12 from the field while also adding two assists, a block and a steal. Senior Fred Brown chipped in 11 points and seven rebounds, and sophomore Charles Winborne and senior Christian Bibi Ndongo added 10 points each.

UALR never trailed but had to sweat it out before using a 9-2 run to build a 45-35 advantage with 15:15 remaining in the game. The Trojans put the game away with a 10-2 spurt, capped by a layup from Reggie Fondren, to take a 60-43 lead with 7:12 remaining.

The Trojans finished with a 36-30 advantage on the boards and an 18-9 lead in points off turnovers.

UALR got off to hot a shooting start and built an early 20-6 lead with 12:17 remaining in the first half. The Trojans led by double figures for most of the half before ULM closed on a 13-4 run and trailed 38-33 at halftime.

Winborne and Mingo capped the run at the end of the half with 3-pointers and the Warhawks made a defensive stand at the buzzer to trail by five at the break.

A pair of free throws by McClellan on the first possession of the second half pulled the Warhawks within 38-35 before UALR pulled away.

No.	UALR	FG	3FG	FT	R	F	TP	A	TO	B	S	MIN
12	Jackson, C.	8-13	0-0	4-4	4	3	20	3	3	1	1	34
23	Lockhart, T.	4-6	0-2	1-1	2	0	9	0	2	0	0	22
44	Javes, M.	2-4	0-0	3-8	9	2	7	3	0	3	0	25
10	Williams, D.	4-9	2-3	0-0	6	2	10	4	3	0	4	34
13	Guy, C.	3-7	2-6	2-2	2	2	10	2	0	0	2	31
02	Sutherland, T.	2-3	0-1	0-0	2	0	4	0	0	0	0	9
05	Lawton, E.	0-1	0-1	0-0	1	0	0	1	1	0	1	8
21	Louzeiro, M.	0-3	0-0	0-0	0	1	0	0	0	0	0	7
22	Fondren, R.	2-5	0-0	2-2	1	1	6	2	0	0	1	13
24	Dillard, B.	0-0	0-0	0-0	0	0	0	2	1	0	0	4
53	Neighbour, W.	2-3	2-3	0-0	3	0	6	2	2	0	1	13
TEAM		6										
TOTALS		27-54	6-16	12-17	36	11	72	19	12	4	10	200
		(.500) (.375) (.706)										

No.	ULM	FG	3FG	FT	R	F	TP	A	TO	B	S	MIN
15	McClellan, S.	6-12	0-0	3-6	7	4	15	2	1	1	1	33
10	Mackey, T.	0-2	0-1	0-0	1	2	0	2	2	0	0	15
11	Winborne, C.	4-12	2-6	0-0	0	0	10	2	2	0	2	40
24	Mingo, H.	2-9	1-4	0-0	4	4	5	3	4	2	0	32
55	Brown, F.	4-14	2-4	1-1	7	3	11	2	4	0	2	36
03	Hansberry, M.	0-1	0-1	0-0	0	0	0	1	1	0	0	4
04	McCray, R.	0-0	0-0	0-0	1	0	0	3	0	0	0	13
05	Bibi Ndongo, C.	5-8	0-1	0-1	6	1	10	1	1	0	0	27
TEAM		4										
TOTALS		21-58	5-17	4-8	30	14	51	16	15	3	5	200
		(.362) (.294) (.500)										

Technical Fouls: None

Officials: Billy Dunlap, James Barker, Ray Acosta

Attendance: 1,337

Score by Half

UALR	38-34	72
ULM	33-18	51

Game 19 • Jan. 14 • Fant-Ewing Coliseum • Monroe, La.			
	NORTH TEXAS	68	
	ULM	55	

MONROE, La. - North Texas got out to an early lead and held on for a 68-55 victory over ULM Saturday in Sun Belt action inside Fant-Ewing Coliseum.

The Mean Green (11-8, 4-2 SBC) led by as many as 23 points in the second half before ULM made a late run and cut the margin to as close as 66-55 with 3:07 remaining. Roger Franklin answered for North Texas with a layup in transition and the Mean Green held the Warhawks scoreless over the final three minutes to hang on for the victory.

Sophomore guard Charles Winborne led ULM with 15 points on 5-of-8 shooting from the field. Sophomore guard Marcellis Hansberry added eight points and sophomore center Steven McClellan chipped in seven points and a career-high 13 rebounds for the Warhawks.

Brandon Walton led all scorers with 18 points, including five 3-pointers, to lead the Mean Green. Franklin tallied 16 points and 15 rebounds and Tony Mitchell chipped in 15 points and nine rebounds.

ULM (2-17, 1-5 SBC) trailed 61-49 with 5:09 remaining when Walton hit a deep 3-pointer as the shot clock expired to extend the Mean Green lead back to 15.

Winborne knocked in a pair of free throws for the Warhawks, then hit a jumper in the lane to cut the North Texas advantage to 66-53 with 3:56 left. Sophomore guard R.J. McCray stole the ball on the ensuing North Texas possession and finished with a layup to get the Warhawks within 11.

ULM finished with a season-high 44 rebounds while holding North Texas to 35.5 percent shooting from the field. The Warhawks limited the Mean Green to just 27.6 percent in the second half.

The Warhawks shot 22.2 percent in the first half and trailed the Mean Green 37-18 at the break.

No.	North Texas	FG	3FG	FT	R	F	TP	A	TO	B	S	MIN
13	Mitchell, T.	5-10	3-4	2-4	9	3	15	1	4	3	2	34
02	Walton, B.	6-10	5-8	1-2	2	3	18	1	1	0	1	28
03	Williams, A.	2-6	0-1	0-0	2	3	4	2	1	0	1	25
05	Jones, C.	2-8	0-4	1-2	2	0	5	2	1	0	2	26
32	Franklin, R.	5-14	0-0	6-9	15	3	16	2	1	1	0	33
11	Robinson, F.	0-3	0-2	0-0	1	1	0	0	0	0	0	5
14	Norris, T.	0-3	0-0	0-0	2	1	0	1	1	0	0	18
23	Williams, J.	1-6	0-1	6-7	0	0	8	2	2	1	1	19
25	Stojiljkovic, N.	1-2	0-0	0-0	0	2	2	0	0	0	0	5
33	Hall, T.	0-0	0-0	0-0	1	0	0	1	0	0	0	4
34	Edwards, A.	0-0	0-0	0-0	2	2	0	0	1	0	0	3
TEAM		4										
TOTALS		22-62	8-20	16-24	40	18	68	12	13	5	7	200
		(.355) (.400) (.667)										

No.	ULM	FG	3FG	FT	R	F	TP	A	TO	B	S	MIN
05	Bibi Ndongo, C.	2-7	0-1	1-2	3	4	5	0	0	0	0	20
15	McClellan, S.	0-6	0-0	7-8	13	4	7	1	1	0	1	20
11	Winborne, C.	5-8	3-5	2-2	1	3	15	0	1	0	0	27
24	Mingo, H.	1-3	1-2	0-0	3	3	3	0	4	1	0	15
55	Brown, F.	1-7	0-4	2-2	4	0	4	1	4	0	2	22
03	Hansberry, M.	4-8	0-1	0-0	6	1	8	1	4	0	1	17
04	McCray, R.	2-2	0-0	0-1	1	3	4	0	2	1	2	20
10	Mackey, T.	0-5	0-3	0-0	3	1	0	1	1	0	0	19
35	Lindsey, T.	2-6	0-2	3-4	2	1	7	2	1	0	0	20
41	Ribeiro, F.	1-3	0-0	0-2	5	2	2	1	0	0	1	20
TEAM		3										
TOTALS		18-55	4-18	15-21	44	22	55	7	18	2	7	200
		(.327) (.222) (.714)										

Technical Fouls: None


Officials: Sean Casey, Alan Cosby, Keith Kimble

Attendance: 1,166

Score by Half

North Texas	37-31	68
ULM	18-37	55



Game 20 • Jan. 19 • Fant-Ewing Coliseum • Monroe, La.			
	DENVER	63	
	ULM	48	

MONROE, La. - Denver rolled to a 63-48 victory over ULM Thursday in Sun Belt action inside Fant-Ewing Coliseum.

The Pioneers (15-4, 5-1 SBC) shot 50 percent from the field while holding the Warhawks to 36.5 percent from the field. Denver entered the night ranked No. 2 in the Sun Belt in scoring defense, allowing just 60.7 points per game.

Sophomore guard Charles Winborne led the Warhawks with 18 points and five rebounds. It marked the fourth straight game that Winborne has reached double figures in scoring. He has led the Warhawks in scoring in two straight contests.

ULM (2-18, 1-6 SBC) got as close as 11 at 57-46 with 4:33 to play before Denver scored four straight points to put the game away. Brian Stafford, the Sun Belt's leading scorer, finished with a team-high 17 points to lead the Pioneers. Chris Udofia chipped in 12 points and eight rebounds and Royce O'Neale added 10 points, eight rebounds and three assists for Denver.

Leading 11-9 early, the Pioneers held the Warhawks scoreless for just under eight minutes, embarking on a 12-0 run, to build a 23-9 advantage. A 3-pointer by Winborne ended the ULM drought at the 6:33 mark of the half.

Denver held ULM to just 29.2 percent shooting in the first half and held a 36-18 lead at the break.

Winborne scored 13 points in the second half, including eight straight to open the half. His 3-pointer with 17:11 remaining cut the Denver lead to 38-26. After a layup from Stafford, freshman forward Trey Lindsey knocked home a 3-pointer to get the Warhawks within 11 at 40-29 with 16:12 to play.

Denver answered with an 11-3 spurt, capped by a 3-pointer from O'Neale with 11:15 remaining, to stretch its lead to 51-35.

No.	Denver	FG	3FG	FT	R	F	TP	A	TO	B	S	MIN
05	Stafford, B.	7-11	2-5	1-2	3	0	17	1	1	0	0	34
10	Lewis, R.	3-9	1-3	2-2	3	1	9	0	0	0	0	15
23	Olson, B.	0-2	0-2	0-0	0	3	0	5	1	0	1	29
32	Hallam, C.	2-5	0-2	1-2	6	2	5	3	2	1	0	33
34	Udofia, C.	5-10	0-2	2-2	8	2	12	1	1	0	0	33
12	Coughlin, J.	3-5	0-2	0-0	2	1	6	0	0	0	1	7
14	Foeman, B.	0-1	0-1	2-2	1	1	2	3	1	0	0	13
15	Hallam, T.	1-2	0-1	0-0	0	0	2	0	1	0	0	13
20	O'Neale, R.	4-5	1-1	1-2	8	1	10	3	2	1	1	23
TEAM		1										
TOTALS		25-50	4-19	9-12	32	11	63	16	9	2	3	200
		(.500) (.211) (.750)										

No.	ULM	FG	3FG	FT	R	F	TP	A	TO	B	S	MIN
05	Bibi Ndongo, C.	0-1	0-0	0-0	2	1	0	0	1	0	0	15
11	Winborne, C.	7-16	3-8	1-1	5	0	18	1	1	0	1	29
15	McClellan, S.	3-7	0-0	3-3	4	0	9	1	0	0	0	28
24	Mingo, H.	0-9	0-1	0-0	3	3	0	1	3	0	1	22
55	Brown, F.	1-5	0-1	0-2	1	1	2	2	2	0	0	12
03	Hansberry, M.	0-4	0-1	0-0	2	0	0	2	0	0	0	26
04	McCray, R.	3-3	0-0	0-0	1	6	0	1	1	1	1	17
10	Mackey, T.	3-4	2-3	0-0	1	3	8	1	2	0	0	32
35	Lindsey, T.	1-2	1-2	0-0	3	2	3	2	1	0	0	16
41	Ribeiro, F.	1-1	0-0	0-0	0	0	2	0	0	0	0	3
TEAM		5										
TOTALS		19-52	6-16	4-6	26	11	48	10	11	1	3	200
		(.365) (.375) (.667)										


Technical Fouls: None

Officials: James Barker, Lee Cassell, John Hearty

Attendance: 1,640

Score by Half

Denver	36-27	63
ULM	18-30	48

Game 21 • Jan. 21 • Sartain Hall • Troy, Ala.			
	ULM	63	
	TROY	91	

TROY, Ala. - Troy was on the mark from deep as it rolled past ULM 91-63 Saturday evening inside Sartain Hall.

The Trojans (7-11, 2-5 SBC) converted 15 of 33 shots from 3-point range on the night, including 11 in a row at one point to put away the Warhawks. The 11 straight 3s tied an NCAA record as it was accomplished for just the third time ever. Troy entered the night leading the Sun Belt with an average of 9.5 3-pointers per game.

Justin Wright led four Trojans in double-figure scoring with 18 points and nine rebounds on 6-of-10 shooting. Emil Jones contributed 17 points, R.J. Scott added 16 points and Will Weathers finished with 12 points and 12 assists.

Troy hit its first 10 3-pointers of the second half to break open the game and extend its lead to 81-49 with 7:01 remaining in the game. The Trojans led by as many as 35 with 5:11 to play, marking the Warhawks' largest deficit of the season.

Sophomore center Steven McClellan was an efficient 7 of 10 from the field and recorded a team-high 14 points for the Warhawks (2-19, 1-7 SBC). Sophomore guard Charles Winborne chipped in 11 points for his fifth straight game in double figures.

Sophomore guard R.J. McCray had career highs in rebounds (8) and assists (5) to go along with a season-high eight points in 32 minutes of action for ULM.

Troy scored 12 straight points to build an early 18-7 advantage with 13:44 remaining in the opening half. ULM answered to cut the lead to 20-15 on eight straight points from senior guard Hugh Mingo, but that is as close as it would get.

The Trojans used a 15-2 run to take a 35-17 lead with 6:19 remaining before halftime. Troy capped the half with a 3-pointer at the buzzer by Jones to take a 42-26 lead into intermission.

No.	ULM	FG	3FG	FT	R	F	TP	A	TO	B	S	MIN
35	Lindsey, T.	3-3	1-1	1-2	0	2	8	3	2	0	0	19
15	McClellan, S.	7-10	0-0	0-0	6	4	14	1	1	0	1	23
03	Hansberry, M.	1-6	0-2	1-2	1	2	3	2	1	0	0	32
04	McCray, R.	3-7	1-2	1-2	8	0	8	5	0	0	3	32
11	Winborne, C.	4-11	3-7	0-0	3	0	11	0	0	0	0	25
05	Bibi Ndongo, C.	0-4	0-0	1-2	7	2	1	0	2	0	0	19
10	Mackey, T.	1-5	1-4	1-2	0	1	4	1	0	0	0	19
24	Mingo, H.	4-11	0-1	0-2	3	0	8	0	1	0	0	14
55	Brown, F.	3-6	0-2	0-0	0	0	6	0	1	0	0	17
TEAM		1										
TOTALS		26-63	6-19	5-12	29	11	63	12	8	0	4	200
		(.413) (.316) (.417)										

No.	Troy	FG	3FG	FT	R	F	TP	A	TO	B	S	MIN
42	Owens, T.	3-4	0-0	1-2	7	1	7	0	1	3	0	20
01	Weathers, W.	5-9	1-3	1-2	3	1	12	12	2	0	2	29
03	Cunningham, S.	4-5	1-2	0-3	5	0	9	5	2	2	0	27
05	Wright, J.	6-10	4-8	2-2	9	2	18	0	1	0	0	26
10	Jones, E.	7-11	3-5	0-0	5	1	17	3	1	0	1	25
00	Scott, R.	5-10	4-7	2-2	4	1	16	2	1	0	0	21
11	Jones, A.	2-7	2-4	0-0	2	0	6	1	0	0	1	21
15	Clark, D.	1-3	0-2	0-0	1	0	2	0	1	0	0	11
20	Feldman, B.	1-2	0-1	0-0	0	0	2	0	0	0	0	6
34	Chambers, R.	1-2	0-0	0-0	2	5	2	0	1	0	1	14
TEAM		2										
TOTALS		35-63	15-32	6-11	40	11	91	23	10	5	5	200
		(.556) (.469) (.545)										


Technical Fouls: None

Officials: Sidney Cohen, Byron Evans, Brian Shey

Attendance: 2,388

Score by Half

ULM	26-37	63
Troy	42-49	91

Game 22 • Jan. 28 • Fant-Ewing Coliseum • Monroe, La.			
	UL-LAFAYETTE	67	
	ULM	60	

MONROE, La. - Senior guard Fred Brown recorded a season-high 24 points, but it was not enough as UL-Lafayette defeated ULM 67-60 Saturday inside Fant-Ewing Coliseum.

Brown finished 8 of 17 from the field and tied his season high with six assists on the night. It marked his 14th double-digit scoring effort and his third 20-point game of the season.

ULM rallied from a 14-point deficit midway through the second half to pull within four on two occasions in the final minutes. Sophomore guard Charles Winborne hit a 3-pointer with 1:05 remaining to get the Warhawks within 61-57.

The Ragin' Cajuns (12-11, 6-3 SBC) responded on their next possession with a layup from Raymone Andrews with 54 seconds remaining. UL-Lafayette put the game away with four free throws down the stretch.

Josh Brown led the Ragin' Cajuns with 14 points and seven rebounds, while Darshawn McClellan added 13 points and Elfrid Payton chipped in 10 points for UL-Lafayette, who won for the third straight time in the series.

The Ragin' Cajuns broke the game open midway through the second half with a 13-0 run - spanning just over three minutes - to build its largest lead of the game at 49-35 with 10:11 remaining.

The Warhawks (2-20, 1-8 SBC) responded with a 7-0 spurt, capped by a 3-pointer from freshman Trent Mackey, to cut the Ragin' Cajun lead to 57-53 with 3:41 to play.

Winborne finished with 18 points, including three 3-pointers and Mackey chipped in 12 points on 4-of-5 shooting from beyond the arc for the Warhawks. ULM shot 40.4 percent from the field and finished 9 of 18 from 3-point range.

No.	UL-Lafayette	FG	3FG	FT	R	F	TP	A	TO	B	S	MIN
21	McClellan, D.	4-8	2-5	3-4	4	3	13	2	3	3	1	29
23	Coleby, K.	1-5	0-0	3-4	6	0	5	1	5	0	1	25
00	Mbamalu, B.	2-6	0-1	2-2	8	1	6	2	0	0	0	29
01	Brown, J.	6-13	0-0	2-2	7	4	14	1	4	0	2	28
22	Andrews, R.	3-6	1-3	0-0	3	4	7	2	0	0	1	29
02	Payton, E.	5-7	0-0	0-4	5	1	10	1	1	1	0	18
04	Farrington, S.	0-0	0-0	0-0	0	1	0	0	0	0	0	2
05	Thomas, J.	3-6	1-3	1-2	6	0	8	0	2	0	1	17
13	Thompson, A.	1-3	0-2	2-2	0	0	4	0	0	0	0	12
15	Perez, D.	0-2	0-2	0-0	0	1	0	1	0	0	0	7
20	Smith, K.	0-2	0-0	0-0	1	1	0	0	0	0	0	4
TEAM		5										
TOTALS		25-58	4-16	13-20	45	16	67	10	15	4	6	200
		(.431) (.250) (.650)										

No.	ULM	FG	3FG	FT	R	F	TP	A	TO	B	S	MIN
05	Bibi Ndongo, C.	0-2	0-0	0-0	5	1	0	2	3	2	1	29
15	McClellan, S.	0-4	0-0	0-0	1	4	0	1	1	1	2	18
04	McCray, R.	0-2	0-0	0-0	0	2	0	1	0	0	0	22
24	Mingo, H.	1-5	0-0	1-5	3	3	3	1	2	0	0	17
55	Brown, F.	8-17	2-6	6-6	5	2	24	6	4	0	3	40
10	Mackey, T.	4-6	4-5	0-0	3	2	12	0	2	0	1	24
11	Winborne, C.	7-11	3-6	1-3	0	1	18	1	4	0	1	29
35	Lindsey, T.	0-2	0-1	0-0	0	0	0	0	0	0	0	5
41	Ribeiro, F.	1-3	0-0	1-3	3	2	3	0	1	0	0	16
TEAM		3										
TOTALS		21-52	9-18	9-17	23	17	60	12	17	3	8	200
		(.404) (.500) (.529)										

Technical Fouls: UL-Lafayette-McClellan, Darshawn. ULM-None

Officials: Frank Raposo, Kerry Sitton, Jason Baker

Attendance: 2,419

Score by Half

UL-Lafayette	29-38	67
ULM	24-36	60



Game 23 • Feb. 2 • Convocation Center • Jonesboro, Ark.			
	ULM	64	
	ARKANSAS STATE	72	

JONESBORO, Ark. — ULM battled back from a 19-point deficit in the second half, but it was not enough as Arkansas State held on for a 72-64 victory over the Warhawks Thursday evening inside the Convocation Center.

With its starters on the bench, ULM used a 19-3 run to pull within three points midway through the second half, but Arkansas State shot lights out down the stretch to put the game away. The Red Wolves (10-14, 4-6 SBC) finished the game at 46.9 percent from the field, while the Warhawks shot 37.9 percent.

Sophomore guard came off the bench to tie a career high with 15 points and senior center Fabio Ribeiro chipped in a season-high 13 points to lead the way for the Warhawks. ULM had a balanced scoring attack as eight different players scored at least five points.

Hansberry scored on a putback layup with 7:16 remaining to cap the 19-3 spurt and pull the Warhawks within 52-49. The Red Wolves answered with eight straight points from Adam Sterenberg, including a pair of 3-pointers, to push its lead back to double figures at 60-50 with 5:08 to play.

Sterenberg and Ed Townsend each scored 18 points to lead the Red Wolves, while Rakeem Dickerson chipped in 12 points and Marcus Hooten added 10 points.

ULM (2-21, 1-9 SBC) missed six free throws down the stretch and went just 16 of 25 from the charity stripe in the game. After a slow start, Arkansas State made its final 10 free-throw attempts to seal the victory.

The Warhawks held a 28-18 advantage in points in the paint and a commanding 46-23 edge in bench points.

Arkansas State made six 3-pointers in the first half and led 34-22 at the break.

No.	ULM	FG	3FG	FT	R	F	TP	A	TO	B	S	MIN
05	Bibi Ndongo, C.	0-2	0-0	0-0	2	1	0	0	0	0	0	17
15	McClellan, S.	1-5	0-0	3-6	3	5	5	1	0	1	1	21
11	Winborne, C.	0-6	0-3	0-0	1	1	0	0	1	0	1	22
24	Mingo, H.	4-8	0-3	0-0	11	0	8	0	3	0	1	26
55	Brown, F.	1-4	1-2	2-2	1	0	5	0	2	0	1	25
03	Hansberry, M.	5-9	1-1	4-7	2	1	15	1	1	0	0	14
04	McCray, R.	3-5	0-0	2-2	2	1	8	2	1	1	2	14
10	Mackey, T.	2-5	1-2	0-0	0	1	5	0	1	0	2	19
35	Lindsey, T.	2-4	1-2	0-1	2	4	5	3	0	0	0	23
41	Ribeiro, F.	4-10	0-0	5-7	6	3	13	0	1	0	1	19
TEAM		3										
TOTALS		22-58	4-13	16-25	33	17	64	7	10	2	9	200
		(379) (308) (.640)										

No.	Arkansas State	FG	3FG	FT	R	F	TP	A	TO	B	S	MIN
15	Peterson, B.	1-4	0-0	0-0	10	3	2	1	2	0	0	25
33	Kirkland, M.	2-3	0-0	3-6	5	3	7	1	3	3	0	35
01	Dickerson, R.	4-7	0-1	4-4	4	2	12	6	2	0	0	35
05	Hooten, M.	3-8	1-4	3-4	0	1	10	0	1	0	1	25
24	Townsend, E.	6-14	5-10	1-2	4	3	18	7	3	0	1	39
03	Griswold, D.	2-3	0-0	1-2	5	2	5	0	0	1	1	18
10	Sterenberg, A.	5-10	4-8	4-4	2	3	18	0	0	0	1	21
34	Zuppardo, J.	0-0	0-0	0-0	0	0	0	0	0	0	0	2
TEAM		3										
TOTALS		23-49	10-23	16-22	33	17	72	15	11	4	4	200
		(469) (.435) (.727)										

Technical Fouls: UL-Lafayette-Team. ULM-None

Officials: John Hampton, Leo Cassell, Scott Smith

Attendance: 2,933

Score by Half

ULM	22-42	64
Arkansas State	34-38	72

Game 24 • Feb. 4 • Jack Stephens Center • Little Rock, Ark.		
	ULM	66
	UALR	70

LITTLE ROCK - UALR held off a late rally from ULM for a 70-66 victory over the Warhawks Saturday inside the Jack Stephens Center. The Trojans led 67-60 with 24 seconds remaining before ULM made it interesting at the end, getting within two in the final seconds.

ULM (2-22, 1-10 SBC) shot 41.5 percent from the field while limiting UALR (11-13, 8-2 SBC) to 34 percent for the game. The difference in the game came at the free-throw line where the Trojans held a 32-15 advantage.

Sophomore guard Marcelis Hansberry netted a career-high 22 points on 7-of-11 shooting from the field in 32 minutes of action for ULM. Senior guard Hugh Mingo chipped in 17 points, seven rebounds and three assists, and sophomore center Steven McClellan finished just shy of a double-double with eight points and 10 rebounds.

Trailing 67-60, ULM got back-to-back 3-pointers from Hansberry and senior guard Fred Brown to flice the deficit to 68-66 with 4.9 seconds remaining. UALR's D'Andre Williams got fouled and knocked home both free throws to seal the victory.

Williams finished with 21 points, including an 11-of-12 effort from the free-throw line. Overall, the Trojans made 32 of 46 attempts from the charity stripe.

Mingo scored 10 points as part of a 12-5 run for the Warhawks as they sliced an 11-point deficit to 64-60 with 1:49 remaining. ULM had a chance to cut the lead to two points on its next possession, but McClellan missed the front end of a one-and-one. Williams made a pair of free throws on the other end for UALR to build its lead back to six.

The Trojans led for the final 38 minutes of the game and led by as many as 11 in the second half. ULM trailed 33-28 at the break.

No.	ULM	FG	3FG	FT	R	F	TP	A	TO	B	S	MIN
03	Hansberry, M.	7-11	3-4	5-5	3	3	22	2	2	0	0	32
04	McCray, R.	2-4	0-0	0-0	5	2	4	1	3	1	1	24
10	Mackey, T.	0-1	0-1	0-0	0	4	0	1	1	0	0	11
15	McClellan, S.	3-9	0-0	2-5	10	4	8	0	1	1	0	32
35	Lindsey, T.	0-1	0-1	0-0	2	3	0	2	1	0	0	16
05	Bibi Ndongo, C.	0-0	0-0	2-4	2	0	2	0	1	0	0	9
11	Winborne, C.	2-6	2-4	2-2	2	1	8	1	1	0	1	21
24	Mingo, H.	6-13	1-4	4-6	7	4	17	3	3	0	1	29
41	Ribeiro, F.	1-3	0-0	0-1	2	1	2	0	0	0	0	8
55	Brown, F.	1-5	1-4	0-0	2	5	3	1	1	0	0	18
TEAM		2										
TOTALS		22-53	7-18	15-23	37	27	66	11	14	2	3	200
		(415) (.389) (.652)										

No.	UALR	FG	3FG	FT	R	F	TP	A	TO	B	S	MIN
12	Jackson, C.	1-5	0-2	2-6	6	2	4	0	0	1	1	27
44	Javes, M.	1-5	0-0	0-2	6	2	2	0	2	1	0	18
53	Neighbour, W.	2-5	1-3	1-2	3	2	6	3	0	0	2	23
10	Williams, D.	5-11	0-1	11-12	6	3	21	4	2	0	2	36
13	Guy, C.	3-8	1-6	7-10	3	2	14	2	0	0	2	33
02	Sutherland, T.	1-3	0-0	3-4	3	0	5	0	0	0	0	11
05	Lawton, E.	0-0	0-0	0-0	0	1	0	0	2	0	0	6
21	Louzeiro, M.	1-1	0-0	0-2	7	2	2	0	0	0	0	11
22	Fondren, R.	1-4	0-0	0-0	0	1	2	0	0	0	1	10
23	Lockhart, T.	0-1	0-1	2-2	0	1	2	0	0	0	0	3
24	Dillard, B.	2-7	2-5	6-6	3	1	12	1	0	0	0	22
TEAM		0										
TOTALS		17-50	4-18	32-46	37	17	70	10	7	2	8	200
		(340) (.222) (.696)										

Technical Fouls: None

Officials: Keith Kimble, Brent Meaux, John Corio

Attendance: 3,934

Score by Half

ULM	28-38	66
UALR	33-37	70

Game 25 • Feb. 11 • Fant-Ewing Coliseum • Monroe, La.		
	SOUTH ALABAMA	88
	ULM	86

MONROE, La. - Freddie Goldstein hit a jumper with 32 seconds remaining as South Alabama squeaked out an 88-86 victory over ULM Saturday inside Fant-Ewing Coliseum.

With the score tied at 86, Goldstein dribbled the baseline and hit a floater in the lane to give the Jaguars the lead. The Warhawks had a chance to tie or take the lead on the final possession, but missed on five attempts before the clock expired.

Goldstein finished with a game-high 33 points, including nine 3-pointers for South Alabama, who improved to 14-10 overall, 6-7 in the Sun Belt.

On a night when ULM honored its 1981-82 NCAA Tournament team, the Warhawks posted their best offensive performance of the season, making 14 3-pointers and topping 80 points for just the second time this season. South Alabama responded by shooting 53.1 percent and knocking in 14 3-pointers as well.

Senior guard Fred Brown netted a career-high 28 points, including six 3-pointers, to lead the way for the Warhawks. Brown finished 10 of 15 from the field and 6 of 10 from 3-point range. Senior Hugh Mingo chipped in 14 points, sophomore Charles Winborne added 12 points and freshman Trent Mackey finished with 11 points.

Sophomore Marcelis Hansberry continued his solid play with nine points, nine assists and four steals. ULM tallied a season-best 23 assists while committing just 11 turnovers.

The Warhawks led by as many as 13 points in the first half and took a 43-35 advantage into halftime. Goldstein hit a pair of 3-pointers and Javier Carter converted a pair of free throws as South Alabama cut the margin to 46-43 with 17:50 remaining.

The margin got as close as two at 50-48 before ULM used an 11-4, capped by a Brown 3-pointer, to build its lead to 61-52 with 13:55 remaining.

The Jaguars responded with a quick 8-0 run to get within one and took its first lead of the second half at 71-69 on a 3-pointer from Dallas Jones at the 8:20 mark. The teams traded clutch 3-pointers the rest of the way, but a dunk by Mychal Ammons and another 3 by Goldstein gave the Jaguars an 82-77 advantage with 4:49 to play.

ULM got a three-point play from Brown and free throw from Mingo to tie the score at 86 with just over a minute to play.

No.	South Alabama	FG	3FG	FT	R	F	TP	A	TO	B	S	MIN
21	Rubio, A.	3-5	0-0	5-6	7	3	11	3	1	1	0	26
34	Lundy, A.	2-4	0-1	1-1	4	1	5	2	3	0	0	16
01	Anderson, T.	3-5	1-1	2-4	4	1	9	7	3	0	2	32
11	Goldstein, F.	10-17	9-12	4-4	4	2	33	3	3	0	1	35
13	Ammons, M.	4-9	0-2	6-7	5	4	14	1	2	1	1	35
02	Jones, D.	4-6	4-6	0-0	2	3	12	2	0	0	0	22
10	Wright, W.	0-0	0-0	0-2	1	1	0	1	0	0	0	13
24	Hersey, D.	0-0	0-0	0-0	0	0	0	0	0	1	1	0
32	Carter, J.	0-3	0-0	4-4	3	4	4	0	1	1	0	18
TEAM		3										
TOTALS		26-49	14-22	22-28	33	19	88	19	14	4	4	200
		(531) (.636) (.786)										

No.	ULM	FG	3FG	FT	R	F	TP	A	TO	B	S	MIN
05	Bibi Ndongo	2-6	0-0	3-3	2	5	7	1	3	2	0	19
35	Lindsey, T.	2-2	0-0	0-1	4	4	4	5	2	0	5	25
03	Hansberry, M.	3-6	1-3	2-6	5	4	9	9	2	0	4	35
24	Mingo, H.	5-13	0-2	4-6	8	4	14	1	2	0	0	32
55	Brown, F.	10-15	6-10	2-2	4	4	28	1	2	0	2	29
04	McCray, R.	0-2	0-0	1-2	3	1	1	1	0	0	0	13
10	Mackey, T.	4-7	3-4	0-0	1	1	11	2	0	0	0	21
11	Winborne, C.	4-12	4-9	0-0	2	0	12	3	0	0	1	25
15	McClellan, S.	0-0	0-0	0-0	0	0	0	0	0	0	0	1
TEAM		3										
TOTALS		30-63	14-28	12-20	32	23	86	23	11	2	12	200
		(476) (.500) (.600)										

Technical Fouls: None

Officials: Emanuel Upton, Forest Sigler, Reinaldo, Acosta

Attendance: 1,679

Score by Half

South Alabama	35-53	88
ULM	43-43	86



Game 26 • Feb. 16 • The Super Pit • Denton, Texas				
	ULM	51		
	NORTH TEXAS	86		

DENTON, Texas - North Texas got off to a fast start and never slowed down in an 86-51 victory over ULM Thursday evening inside the Super Pit.

The Mean Green (15-11, 8-5 SBC) shot 47.8 percent from the field and was led by Tony Mitchell, who finished with 18 points, 15 rebounds and six blocked shots. Alzee Williams contributed 12 points, Tyler Hall had 11 points and Roger Franklin chipped in 10 points for the Mean Green.

Senior guard Fred Brown paced the Warhawks (2-24, 1-14 SBC) with 17 points and two assists, while sophomore Marcellis Hansberry continued his solid play with 10 points and a career-high nine rebounds off the bench.

North Texas scored the first seven points of the game and never looked back, leading by as many as 20 (35-15) in the first half. ULM made a run late in the half to get within 41-28, but Brandon Walton hit a 3-pointer for North Texas to end the half and give the Mean Green a 44-28 lead at the break.

The Mean Green extended their lead with four straight points to open the second half, and the Warhawks never got closer than 16 the rest of the way.

Leading 67-49, North Texas held ULM scoreless for just under seven minutes, using a 13-0 run to put the game away. The Warhawks scored just two points in the final 8:37 of the game.

No.	ULM	FG	3FG	FT	R	F	TP	A	TO	B	S	MIN
05	Bibi Ndongo, C.	1-7	0-1	1-2	9	3	3	1	1	2	1	27
15	McClellan, S.	3-7	0-0	0-1	4	3	6	0	1	0	0	24
11	Winborne, C.	2-6	1-4	2-2	2	0	7	1	1	0	0	20
24	Mingo, H.	2-8	0-2	1-3	7	2	5	1	4	0	3	25
55	Brown, F.	6-16	2-6	3-3	2	2	17	2	0	0	1	27
03	Hansberry, M.	4-10	1-5	1-2	9	1	10	0	3	0	0	23
04	McCray, R.	0-1	0-0	0-0	3	0	10	0	0	0	0	17
10	Mackey, T.	1-3	1-3	0-0	1	1	3	0	1	0	0	19
35	Lindsey, T.	0-5	0-2	0-0	3	3	0	0	1	0	0	18
TEAM		0										
TOTALS		19-63	5-23	8-13	40	15	51	5	12	2	5	200
		(.302) (.217) (.615)										

No.	North Texas	FG	3FG	FT	R	F	TP	A	TO	B	S	MIN
01	Holmen, J.	3-9	1-4	2-3	5	0	9	1	1	0	0	18
13	Mitchell, T.	6-14	1-3	5-10	15	0	18	2	1	6	1	27
32	Franklin, R.	4-7	0-0	2-2	2	3	10	1	0	0	1	17
02	Walton, B.	2-6	2-5	0-0	2	1	6	1	1	0	2	30
03	Williams, A.	6-8	0-0	0-0	4	0	12	4	1	0	0	31
11	Robinson, E.	2-4	0-1	0-0	3	1	4	0	0	0	0	9
14	Norris, T.	1-2	1-2	0-0	2	1	3	2	0	0	1	20
24	Hogans, K.	0-1	0-0	2-2	4	0	2	0	1	0	0	7
25	Stojiljkovic, N.	1-3	0-0	0-0	2	1	2	2	0	0	0	9
33	Hall, T.	4-8	3-6	0-0	6	0	11	2	3	0	2	22
34	Edwards, A.	4-7	0-0	1-2	1	2	9	0	0	0	1	10
TEAM		2										
TOTALS		33-69	8-21	12-19	48	9	86	15	8	6	8	200
		(.478) (.381) (.632)										

Technical Fouls: ULM-Brown, Fred, North Texas-None

Officials: Tom Eades, Frank Raposo, Doug Shaws

Attendance: 3,810

Score by Half

ULM	28-23	51
North Texas	44-42	86

Game 27 • Feb. 18 • Magness Arena • Denver, Colo.		
	ULM	57
	DENVER	76

DENVER - The Denver Pioneers hit a season-high 16 3-pointers en route to a 76-57 victory over ULM Saturday afternoon inside Magness Arena.

Denver, in the midst of its best season since joining Division I, finished the game shooting 55.3 percent from the field and went 16 of 34 from 3-point range. The Warhawks shot 47.6 percent from the field and put up a good effort in the first half, but the Pioneers pulled away in the second half behind its hot 3-point shooting.

Senior guard Fred Brown led the Warhawks with 15 points and two assists, while sophomore Charles Winborne chipped in 14 points and sophomore Marcellis Hansberry added 12 points.

Denver opened the second half on an 18-5 run that stretched the margin to 56-34. Brian Stafford knocked home a 3 to cap the run at the 11:54 mark for the Pioneers. Denver led by as many as 23 points.

Stafford led all scorers with 25 points, including six 3-pointers. He finished an efficient 8 of 11 from the field and 3 of 3 from the free-throw line. Brett Olson was the only other Denver player in double figures with 15 points.

The Warhawks held Chris Udofia, the conference's leading scorer, to just eight points.

With the game tied at 20, Denver took control with a 9-0 run to take lead for good. Olson hit a 3-pointer from the top of the key to break the tie, followed by a three-point play from Stafford with 7:11 to play in the half. Royce O'Neale capped the run with a 3 at the 6:29 mark.

The Warhawks answered back with free throws from Winborne and Hansberry, and a jumper from sophomore R.J. McCray to cut the lead to 29-24 with 4:13 before halftime.

Stafford hit back-to-back 3-pointers for the Pioneers to extend the lead back to nine at 35-26. Denver finished with 8 of 18 from deep in the first half and led 37-29.

No.	ULM	FG	3FG	FT	R	F	TP	A	TO	B	S	MIN
05	Bibi Ndongo, C.	1-2	0-0	0-0	3	3	2	0	2	0	0	26
15	McClellan, S.	2-6	0-0	2-3	6	1	6	1	2	1	0	27
11	Winborne, C.	5-8	3-4	1-2	0	1	14	1	3	0	1	26
24	Mingo, H.	0-3	0-0	0-0	3	1	0	1	1	0	0	8
55	Brown, F.	5-11	1-4	4-6	0	1	15	2	1	0	0	29
03	Hansberry, M.	4-7	1-1	3-4	1	0	12	1	0	0	1	21
04	McCray, R.	1-1	0-0	0-0	3	0	2	0	0	0	0	16
10	Mackey, T.	1-3	0-2	0-0	1	2	2	2	1	0	1	25
35	Lindsey, T.	1-1	0-0	2-2	1	0	4	1	0	0	2	22
TEAM		2										
TOTALS		20-42	5-11	12-17	20	9	57	9	11	1	5	200
		(.476) (.455) (.706)										

No.	Denver	FG	3FG	FT	R	F	TP	A	TO	B	S	MIN
10	Lewis, R.	1-2	1-1	2-2	3	1	5	2	3	0	2	24
34	Udofia, C.	3-3	0-0	2-2	8	3	8	3	2	4	0	30
05	Stafford, B.	8-11	6-9	3-3	2	1	25	5	0	0	1	26
23	Olson, B.	5-9	5-9	0-0	3	2	15	4	3	0	2	36
32	Hallam, C.	3-7	0-3	1-1	2	3	7	0	0	1	1	23
12	Coughlin, J.	1-2	1-2	0-0	1	2	3	3	0	0	0	10
13	Thalken, T.	1-1	0-0	0-0	0	0	2	0	0	0	0	2
14	Foeman, B.	0-0	0-0	0-0	0	0	0	0	1	0	0	5
15	Hallam, T.	3-5	2-3	0-0	1	0	8	2	1	0	1	19
20	O'Neale, R.	1-7	1-7	0-0	6	0	3	1	1	1	2	21
21	Pickert, A.	0-0	0-0	0-0	0	0	0	0	0	0	0	2
30	Griffin, C.	0-0	0-0	0-0	0	0	0	2	0	0	0	2
TEAM		0										
TOTALS		26-47	16-34	8-8	26	12	76	22	11	6	9	200
		(.553) (.471)(1.000)										

Technical Fouls: None

Officials: John Stigliano, Dedric Taylor, Sidney Cohen

Attendance: 5,327

Score by Half

ULM	29-28	57
Denver	37-39	76

Game 28 • Feb. 23 • Fant-Ewing Coliseum • Monroe, La.		
	MIDDLE TENNESSEE	94
	ULM	61

MONROE, La. - Middle Tennessee rolled to a 94-61 victory over ULM Thursday evening inside Fant-Ewing Coliseum. The Blue Raiders shot an impressive 58.3 percent from the field en route to its highest-scoring output of the season.

Jason Jones paced the Blue Raiders with 16 points on 6-of-7 shooting from the field. JT Sulton chipped in 13 points and Shawn Jones added 10 points and six rebounds. Middle Tennessee had 12 players score points in the game.

Senior guard Fred Brown scored 13 points and dished out two assists in his final home game with the Warhawks, while senior Hugh Mingo added 12 points and sophomore Charles Winborne finished with 10 points.

ULM shot 46.5 percent from the field and 46.7 percent from 3-point range, but struggled from the free-throw line, making just 14 of 27 attempts.

Middle Tennessee used a 15-7 run to build a 24-11 advantage with 12:03 to play in the opening half. The Blue Raiders stretched the lead to 39-18 on a 3-pointer from James Gallman at the 3:16 mark and led 46-23 at the break.

An 11-3 run early in the second half gave the Blue Raiders a 57-27 lead and put the game out of reach.

No.	Middle Tennessee	FG	3FG	FT	R	F	TP	A	TO	B	S	MIN
01	Dendy, L.	4-4	1-1	0-0	4	3	9	3	1	0	2	12
30	Sulton, J.	5-9	0-0	3-4	3	1	13	1	2	0	0	20
13	Massey, B.	1-4	0-0	0-0	5	2	2	7	0	0	1	23
14	Knight, M.	3-8	1-2	0-1	1	2	7	4	2	1	1	19
24	Hammonds, K.	3-4	3-4	0-0	2	2	9	2	2	1	1	14
00	Gibson, Z.	0-1	0-1	0-0	2	0	0	2	0	0	0	7
03	Gallman, J.	1-3	1-3	1-2	1	0	4	1	0	0	1	17
04	Jefferson, T.	0-1	0-0	0-0	0	1	0	1	0	0	0	4
11	Edmonson, J.	3-3	2-2	0-0	0	0	8	0	0	0	0	5
12	Jones, S.	4-5	0-0	2-2	6	3	10	0	0	1	0	14
15	Cintron, R.	2-6	2-6	0-0	0	1	6	2	1	0	0	20
20	Oden, J.	0-0	0-0	0-0	3	1	0	5	1	0	0	11
21	Walker, T.	2-3	0-0	2-2	0	2	6	0	0	0	0	8
22	Jones, J.	6-7	0-0	4-7	4	2	16	1	1	0	1	17
42	Rozier, J.	1-2	0-0	2-2	1	2	4	1	1	0	0	9
TEAM		5										
TOTALS		25-60	10-19	14-20	37	22	94	30	11	3	7	200
		(.583) (.526) (.700)										

No.	ULM	FG	3FG	FT	R	F	TP	A	TO	B	S	MIN
05	Bibi Ndongo, C.	2-4	0-1	0-1	3	5	4	0	2	2	2	25
35	Lindsey, T.	0-4	0-0	0-1	3	3	0	2	1	1	0	26
11	Winborne, C.	3-8	2-5	2-2	3	0	10	2	3	0	1	25
24	Mingo, H.	3-6	0-0	6-8	2	3	12	0	2	1	1	26
55	Brown, F.	5-8	2-4	1-4	2	3	13	2	3	0	0	27
03	Hansberry, M.	1-2	1-1	4-8	1	0	7	3	2	0	0	17
04	McCray, R.	2-2	0-0	0-0	0	0	4	4	1	0	0	16
10	Mackey, T.	3-6	2-4	0-0	1	1	8	1	0	0	0	17
15	McClellan, S.	1-3	0-0	1-3	6	5	3	0	3	1	0	21
TEAM		4										
TOTALS		20-43	7-15	14-27	25	20	61	14	17	5	4	200
		(.465) (.467) (.519)										

Technical Fouls: None

Officials: Glenn Tuitt, Samuel Croft, Frank Raposo

Attendance: 1,498

Score by Half

Middle Tennessee	46-48	94
ULM	23-38	61



TV/RADIO ROSTER



3 • MARCELIS HANSBERRY
Sophomore • Guard
Jackson, Miss.



4 • R.J. MCCRAY
Sophomore • Guard
Grand Prairie, Texas



5 • CHRISTIAN BIBI NDONGO
Senior • Forward
Yaounde, Cameroon



10 • TRENT MACKEY
Freshman • Guard
Tampa, Fla.



11 • CHARLES WINBORNE
Sophomore • Guard
Shreveport, La.




14 • IFE EKE
Sophomore • Forward
Lagos, Nigeria



15 • STEVEN MCCLELLAN
Sophomore • Center
Fresno, Calif.



23 • REGINALD SMITH
Freshman • Guard
Columbia, La.



24 • HUGH MINGO
Senior • Guard
West Monroe, La.



33 • D'ANDRE MARTIN
Freshman • Guard
Monroe, La.



35 • TREY LINDSEY
Freshman • Forward
Austin, Texas



41 • FABIO RIBEIRO
Senior • Center
Caetopolis, Brazil




55 • FRED BROWN
Senior • Guard
West Palm Beach, Fla.



KEITH RICHARD
Head Coach



CORD WRIGHT
Assistant Coach



BRANDON ROBERTS
Assistant Coach